

INDEPENDENT AUDITOR'S REPORT

To the Members of Medi Assist Insurance TPA Private Limited

Report on the Audit of the Financial Statements

Opinion

We have audited the accompanying financial statements of Medi Assist Insurance TPA Private Limited ("the Company"), which comprise the Balance Sheet as at March 31, 2023, and the Statement of Profit and Loss (Including Other Comprehensive Income), Statement of Changes in Equity and Statement of Cash Flows for the year then ended, and notes to the financial statements, including a summary of significant accounting policies and other explanatory information.

In our opinion and to the best of our information and according to the explanations given to us, the aforesaid financial statements give the information required by the Companies Act, 2013 ("the Act") in the manner so required and give a true and fair view in conformity with the Indian Accounting Standards prescribed under section 133 of the Act read with Companies (Indian Accounting Standards) Rules, 2015, as amended ("Ind AS") and other accounting principles generally accepted in India, of the state of affairs of the Company as at March 31, 2023, and profit, other comprehensive loss, changes in equity and its cash flows for the year ended on that date.

Basis for Opinion

We conducted our audit in accordance with the Standards on Auditing (SAs) specified under section 143(10) of the Act. Our responsibilities under those Standards are further described in the Auditor's Responsibilities for the Audit of the Financial Statements section of our report. We are independent of the Company in accordance with the Code of Ethics issued by the Institute of Chartered Accountants of India (ICAI) together with the ethical requirements that are relevant to our audit of the financial statements under the provisions of the Act and the Rules thereunder, and we have fulfilled our other ethical responsibilities in accordance with these requirements and the Code of Ethics. We believe that the audit evidence obtained by us is sufficient and appropriate to provide a basis for our opinion.

Information Other than the Financial Statements and Auditor's Report Thereon

The Company's Board of Directors is responsible for the other information. The other information comprises the Director's report but does not include the financial statements and our auditor's report thereon.

Our opinion on the financial statements does not cover the other information and we do not express any form of assurance conclusion thereon.

In connection with our audit of the financial statements, our responsibility is to read the other information and, in doing so, consider whether the other information is materially inconsistent with the financial statements or our knowledge obtained in the audit or otherwise appears to be materially misstated. If, based on the work we have performed, we conclude that there is a material misstatement of this other information, we are required to report that fact. We have nothing to report in this regard.



MSKA & Associates

Chartered Accountants

Responsibilities of Management and Board of Directors for the Financial Statements

The Company's Board of Directors is responsible for the matters stated in section 134(5) of the Act with respect to the preparation of these financial statements that give a true and fair view of the financial position, financial performance, changes in equity and cash flows of the Company in accordance with the accounting principles generally accepted in India, including the Accounting Standards specified under section 133 of the Act. This responsibility also includes maintenance of adequate accounting records in accordance with the provisions of the Act for safeguarding of the assets of the Company and for preventing and detecting frauds and other irregularities; selection and application of appropriate accounting policies; making judgments and estimates that are reasonable and prudent; and design, implementation and maintenance of adequate internal financial controls, that were operating effectively for ensuring the accuracy and completeness of the accounting records, relevant to the preparation and presentation of the financial statement that give a true and fair view and are free from material misstatement, whether due to fraud or error.

In preparing the financial statements, the Board of Directors is responsible for assessing the Company's ability to continue as a going concern, disclosing, as applicable, matters related to going concern and using the going concern basis of accounting unless the Board of Directors either intends to liquidate the Company or to cease operations, or has no realistic alternative but to do so.

The Board of Directors are also responsible for overseeing the Company's financial reporting process.

Auditor's Responsibilities for the Audit of the Financial Statements

Our objectives are to obtain reasonable assurance about whether the financial statements as a whole are free from material misstatement, whether due to fraud or error, and to issue an auditor's report that includes our opinion. Reasonable assurance is a high level of assurance, but is not a guarantee that an audit conducted in accordance with SAs will always detect a material misstatement when it exists. Misstatements can arise from fraud or error and are considered material if, individually or in the aggregate, they could reasonably be expected to influence the economic decisions of users taken on the basis of these financial statements.

We give in "Annexure A" a detailed description of Auditor's responsibilities for Audit of the Financial Statements.

Report on Other Legal and Regulatory Requirements

1. As required by the Companies (Auditor's Report) Order, 2020 ("the Order"), issued by the Central Government of India in terms of sub-section (11) of section 143 of the Act, we give in "Annexure B" a statement on the matters specified in paragraphs 3 and 4 of the Order, to the extent applicable.
2. As required by Section 143(3) of the Act, we report that:
 - (a) We have sought and obtained all the information and explanations which to the best of our knowledge and belief were necessary for the purposes of our audit.
 - (b) In our opinion, proper books of account as required by law have been kept by the Company so far as it appears from our examination of those books.
 - (c) The Balance Sheet, the Statement of Profit and Loss (including other comprehensive income), the Statement of Changes in Equity and the Statement of Cash Flow dealt with by this Report are in agreement with the books of account.
 - (d) In our opinion, the aforesaid financial statements comply with the Accounting Standards specified under Section 133 of the Act.



MSKA & Associates

Chartered Accountants

- (e) On the basis of the written representations received from the directors as on March 31, 2023 taken on record by the Board of Directors, none of the directors are disqualified as on March 31, 2023 from being appointed as a director in terms of Section 164 (2) of the Act.
- (f) With respect to the adequacy of the internal financial controls with reference to financial statements of the Company and the operating effectiveness of such controls, refer to our separate Report in "Annexure C".
- (g) With respect to the other matters to be included in the Auditor's Report in accordance with Rule 11 of the Companies (Audit and Auditors) Rules, 2014, in our opinion and to the best of our information and according to the explanations given to us:
- i. The Company has disclosed the impact of pending litigations on its financial position in its financial statements - Refer Note 26 to the financial statements;
 - ii. The Company has any long-term contracts as on March 31, 2023 for which there were no material foreseeable losses. The company did not have any derivative contracts as on March 31, 2023.
 - iii. There were no amounts which were required to be transferred to the Investor Education and Protection Fund by the Company.
 - iv.
 - a. The Management has represented that, to the best of its knowledge and belief, as disclosed in the Note 43 to the financial statements, no funds have been advanced or loaned or invested (either from borrowed funds or share premium or any other sources or kind of funds) by the Company to or in any other person(s) or entity(ies), including foreign entities ("Intermediaries"), with the understanding, whether recorded in writing or otherwise, that the Intermediary shall, directly or indirectly lend or invest in other persons or entities identified in any manner whatsoever by or on behalf of the Company ("Ultimate Beneficiaries") or provide any guarantee, security or the like on behalf of the Ultimate Beneficiaries.
 - b. The Management has represented, that, to the best of its knowledge and belief, no funds have been received by the Company from any person(s) or entity(ies), including foreign entities (Funding Parties), with the understanding, whether recorded in writing or otherwise, as on the date of this audit report, that the Company shall, directly or indirectly, lend or invest in other persons or entities identified in any manner whatsoever by or on behalf of the Funding Party ("Ultimate Beneficiaries") or provide any guarantee, security or the like on behalf of the Ultimate Beneficiaries
 - c. Based on the audit procedures performed that have been considered reasonable and appropriate in the circumstances, and according to the information and explanations provided to us by the Management in this regard nothing has come to our notice that has caused us to believe that the representations under sub-clause (a) and (b) of Rule 11(e) as provided under (a) and (b) above, contain any material mis-statement.
 - v. The interim dividend declared and paid by the Company during the year and until the date of this audit report is in accordance with section 123 of the Companies Act 2013.




MSKA & Associates

Chartered Accountants

- vi. As proviso to rule 3(1) of the Companies (Accounts) Rules, 2014 is applicable for the Company only w.e.f. April 1, 2023, reporting under this clause is not applicable.
3. In our opinion, according to information, explanations given to us, the remuneration paid by the Company to its directors is within the limits laid prescribed under Section 197 of the Act and the rules thereunder.

For M S K A & Associates
Chartered Accountants
ICAI Firm Registration No. 105047W



Amit Kumar Jhunjhunwala
Partner
Membership No. 067183
UDIN: 23067183BGWNTY6342



Place: Bengaluru
Date: June 29, 2023

MSKA & Associates

Chartered Accountants

ANNEXURE A TO THE INDEPENDENT AUDITOR'S REPORT ON EVEN DATE ON THE FINANCIAL STATEMENTS OF MEDI ASSIST INSURANCE TPA PRIVATE LIMITED

Auditor's Responsibilities for the Audit of the Financial Statements

As part of an audit in accordance with SAs, we exercise professional judgment and maintain professional skepticism throughout the audit. We also:

- Identify and assess the risks of material misstatement of the financial statements, whether due to fraud or error, design and perform audit procedures responsive to those risks, and obtain audit evidence that is sufficient and appropriate to provide a basis for our opinion. The risk of not detecting a material misstatement resulting from fraud is higher than for one resulting from error, as fraud may involve collusion, forgery, intentional omissions, misrepresentations, or the override of internal control.
- Obtain an understanding of internal control relevant to the audit in order to design audit procedures that are appropriate in the circumstances. Under section 143(3)(i) of the Act, we are also responsible for expressing our opinion on whether the company has adequate internal financial controls with reference to financial statements in place and the operating effectiveness of such controls.
- Evaluate the appropriateness of accounting policies used and the reasonableness of accounting estimates and related disclosures made by management.
- Conclude on the appropriateness of management's use of the going concern basis of accounting and, based on the audit evidence obtained, whether a material uncertainty exists related to events or conditions that may cast significant doubt on the Company's ability to continue as a going concern. If we conclude that a material uncertainty exists, we are required to draw attention in our auditor's report to the related disclosures in the financial statements or, if such disclosures are inadequate, to modify our opinion. Our conclusions are based on the audit evidence obtained up to the date of our auditor's report. However, future events or conditions may cause the Company to cease to continue as a going concern.
- Evaluate the overall presentation, structure and content of the financial statements, including the disclosures, and whether the financial statements represent the underlying transactions and events in a manner that achieves fair presentation.

We communicate with those charged with governance regarding, among other matters, the planned scope and timing of the audit and significant audit findings, including any significant deficiencies in internal control that we identify during our audit.

We also provide those charged with governance with a statement that we have complied with relevant ethical requirements regarding independence, and to communicate with them all relationships and other matters that may reasonably be thought to bear on our independence, and where applicable, related safeguards.

For M S K A & Associates
Chartered Accountants
ICAI Firm Registration No. 105047W



Amit Kumar Jhunjhunwala
Partner
Membership No. 067183
UDIN: 23067183BGWNTY6342



Place: Bengaluru
Date: June 29, 2023

ANNEXURE B TO INDEPENDENT AUDITORS' REPORT OF EVEN DATE ON THE FINANCIAL STATEMENTS OF MEDI ASSIST INSURANCE TPA PRIVATE LIMITED FOR THE YEAR ENDED MARCH 31, 2023

[Referred to in paragraph 1 under 'Report on Other Legal and Regulatory Requirements' in the Independent Auditors' Report]

i.

- (a) A. The Company has maintained proper records showing full particulars including quantitative details and situation of Property, Plant and Equipment, and relevant details of right-of-use assets.
B. The Company has maintained proper records showing full particulars of intangible assets.
- (b) Property, Plant and Equipment and right of use assets have been physically verified by the management at reasonable intervals during the year and no material discrepancies were identified on such verification.
- (c) According to the information and explanations given to us, there are no immovable properties (other than properties where the Company is the lessee and the lease agreements are duly executed in favour of the lessee). Accordingly, the requirements under paragraph 3(i)(c) of the Order are not applicable to the Company.
- (d) According to the information and explanations given to us, the Company has not revalued its property, plant and Equipment (including Right of Use assets) or intangible assets or both during the year. Accordingly, the requirements under paragraph 3(i)(d) of the Order are not applicable to the Company.
- (e) According to the information and explanations given to us, no proceeding has been initiated or pending against the Company for holding benami property under the Benami Transactions (Prohibition) Act, 1988, as amended and rules made thereunder. Accordingly, the provisions stated in paragraph 3(i)(e) of the Order are not applicable to the Company.

ii.

- (a) The Company is involved in the business of rendering services. Accordingly, the provisions stated in paragraph 3(ii) (a) of the Order are not applicable to the Company.
- (b) During the year The Company has been sanctioned working capital limits in excess of Rs. 5 crores in aggregate from Banks/financial institutions on the basis of security of current assets. However, there is no requirement to file quarterly returns / statements filed with such Banks/ financial institutions as the limits have not been utilized.



MSKA & Associates

Chartered Accountants

iii.

- (a) According to the information explanation provided to us, the Company has provided loans or provided advances in the nature of loans, or given guarantee, or provided security to any other entity.

The details of such loans or advances and guarantees or security to parties other than Subsidiaries, Joint ventures and Associates are as follows:

	Guarantees	Security	Loans	Advances in the nature of loans
Aggregate amount granted/provided during the year - Others	Nil	Nil	7.32	Nil
Balance Outstanding as at balance sheet date in respect of above cases - Others	Nil	Nil	4.10	Nil

- (b) According to the information and explanations given to us and based on the audit procedures performed by us, we are of the opinion that the terms and conditions in relation to investments made, guarantees provided and securities given and grant of all loans and advances in the nature of loans and guarantees are not prejudicial to the interest of the Company.
- (c) In case of the loans and advances in the nature of loan, schedule of repayment of principal and payment of interest have been stipulated and the borrowers have been regular in the payment of the principal and interest.
- (d) According to the information and explanations given to us and on the basis of our examination of the records of the Company, there are no amounts overdue for more than ninety days in respect of the loan granted to Other Parties (employees).
- (e) According to the information explanation provided to us, the loan or advance in the nature of loan granted has not fallen due during the year. Hence, the requirements under paragraph 3(iii)(e) of the Order are not applicable to the Company.
- (f) According to the information explanation provided to us, the Company has not granted loans/advances, either repayable on demand or without specifying any terms or period of repayment to other parties. Hence, the requirements under paragraph 3(iii)(f) of the Order are not applicable to the Company.
- iv. According to the information and explanations given to us, the Company has complied with the provisions of 186 of the Act, in respect of loans, investments and security made. The Company has neither, directly or indirectly, granted any loan, or provided guarantee or security to any of its directors or to any other person in whom the director is interested, in accordance with the provisions of Section 185. Accordingly, Section 185 stated in paragraph 3(iv) of the Order are not applicable to the Company.
- v. According to the information and explanations given to us, there are no amounts outstanding which are in the nature of deposits as on March 31, 2023 and the Company has not accepted any deposits during the year.



MSKA & Associates

Chartered Accountants

- vi. The provisions of sub-Section (1) of Section 148 of the Act are not applicable to the Company as the Central Government of India has not specified the maintenance of cost records for any of the services of the Company. Accordingly, the provisions stated in paragraph 3 (vi) of the Order are not applicable to the Company.
- vii.
- (a) According to the information and explanations given to us and the records of the Company examined by us, in our opinion, undisputed statutory dues including Goods and Services tax, provident fund, employees' state insurance, income-tax, sales-tax, service tax, duty of customs, duty of excise, value added tax, cess, and other statutory dues have generally been regularly deposited with the appropriate authorities though there has been a slight delay in a few cases.

There are no undisputed amounts payable in respect of Goods and Services tax, provident fund, employees' state insurance, income-tax, sales-tax, service tax, duty of customs, duty of excise, cess, and other statutory dues in arrears as at March 31, 2023 for a period of more than six months from the date they became payable.

- (b) According to the information and explanation given to us and examination of records of the Company, details of statutory dues referred to in sub Clause (a) above which have not been deposited as on March 31, 2023 on account of any dispute, are as follows:

Name of the statute	Nature of dues	Amount Demanded (Rs. In million)	Amount Paid (Rs. Million)	Period to which amount relates	Forum where dispute is pending
Income tax Act, 1961	Income tax and interest there on	464.95	Nil	2008-09	Hon'ble Supreme Court
Income tax Act, 1961	Income tax and interest there on	25.92	25.92	2011-12	Income-tax Appellant Tribunal (ITAT), Bengaluru
Income tax Act, 1961	Income tax and interest there on	30.49	8.03	2017-18	Commissioner of Income Taxes (Appeals), Bengaluru
Income tax Act, 1961	Income tax and interest there on	36.67	Nil	2018-19	Commissioner of Income Taxes (Appeals), Bengaluru
Income tax Act, 1961	Income tax and interest there on	14.10	Nil	2020-21	Commissioner of Income Taxes (Appeals), Bengaluru

- viii. According to the information and explanations given to us, there are no transactions which are not accounted in the books of account which have been surrendered or disclosed as income during the year in Tax Assessment of the Company. Also, there are no previously unrecorded income which has been now recorded in the books of account. Hence, the provision stated in paragraph 3(viii) of the Order is not applicable to the Company.



MSKA & Associates

Chartered Accountants

ix.

- (a) The Company does not have any loans or borrowings and repayment to lenders during the year. Accordingly, the provision stated in paragraph 3(ix)(a) of the Order is not applicable to the Company.
- (b) According to the information and explanations given to us and on the basis of our audit procedures, we report that the Company has not been declared willful defaulter by any bank or financial institution or government or any government authority.
- (c) In our opinion and according to the information explanation provided to us, no money was raised by way of term loans. Accordingly, the provision stated in paragraph 3(ix)(c) of the Order is not applicable to the Company.
- (d) According to the information and explanation provided to us, there are no funds raised on short term basis. Accordingly, the provision stated in paragraph 3(ix)(d) of the Order is not applicable to the Company.
- (e) According to the information explanation given to us and on an overall examination of the financial statements of the Company, we report that the Company has not taken any funds from an any entity or person on account of or to meet the obligations of its subsidiary.
- (f) According to the information and explanations given to us and procedures performed by us, we report that the Company has not raised loans during the year on the pledge of securities held in its subsidiary. Hence, reporting under the Clause 3(ix)(f) of the order is not applicable to the Company.

x.

- (a) In our opinion and according to the information explanation given to us, the Company did not raise any money by way of initial public offer or further public offer (including debt instruments) during the year. Hence, the provisions stated in paragraph 3(x)(a) of the Order are not applicable to the Company.
- (b) According to the information and explanations given to us and based on our examination of the records of the Company, the Company has not made any preferential allotment or private placement of shares or fully, partly, or optionally convertible debentures during the year. Hence, the provisions stated in paragraph 3(x)(b) of the Order are not applicable to the Company.

xi.

- (a) Based on our examination of the Company's books and records, conducted in accordance with the generally accepted auditing practices in India, and the information and explanations provided to us, we report that no material fraud involving the Company or affecting the Company's operations has been identified or reported during our audit. However, the Company has identified few instances of an employee collusion, based on a whistleblower report. According to an assessment by an external consultant, the estimated total impact of these cases is likely to be Rs 2.97 million. The corresponding amount has been fully accounted for in the financial statements. The management has taken appropriate measures to enhance the effectiveness of its operational controls.
- (b) We have not come across of any instance of material fraud by the Company or on the Company during the course of audit of the financial statements for the year ended March 31, 2023, accordingly the provisions stated in paragraph (xi)(b) of the Order is not applicable to the Company.
- (c) We have taken into consideration the whistle blower complaints received by the Company during the year and shared with us for reporting under this Clause.

xii. The Company is not a Nidhi Company. Accordingly, the provisions stated in paragraph 3(xii) (a) to (c) of the Order are not applicable to the Company.



MSKA & Associates

Chartered Accountants

- xiii. According to the information and explanations given to us and based on our examination of the records of the Company, transactions with the related parties are in compliance with Sections 188 of the Act, where applicable and details of such transactions have been disclosed in the financial statements as required by applicable accounting standards. Further, the Company is not required to constitute an Audit Committee under Section 177 of the Act.
- xiv.
- (a) In our opinion and based on our examination, the Company has an internal audit system commensurate with the size and nature of its business.
 - (b) We have considered internal audit reports of the Company issued till date, for the period under audit.
- xv. According to the information and explanations given to us, in our opinion, during the year the Company has not entered into non-cash transactions with directors or persons connected with its directors and hence, provisions of Section 192 of the Act are not applicable to Company.
- xvi.
- (a) The Company is not required to be registered under Section 45 IA of the Reserve Bank of India Act, 1934 and accordingly, the provisions stated in paragraph 3 (xvi)(a) of the Order are not applicable to the Company.
 - (b) The Company is not required to be registered under Section 45 IA of the Reserve Bank of India Act, 1934 and accordingly, the provisions stated in paragraph 3 (xvi)(b) of the Order are not applicable to the Company.
 - (c) The Company is not a Core investment Company (CIC) as defined in the regulations made by Reserve Bank of India. Hence, the reporting under paragraph 3 (xvi)(c) of the Order are not applicable to the Company.
 - (d) The Company is not part of any group (as per the provisions of the Core Investment Companies (Reserve Bank) Directions, 2016 as amended). Hence, the provisions stated in paragraph 3 (xvi)(d) of the Order are not applicable to the Company.
- xvii. Based on the overall review of financial statements, the Company has not incurred cash losses in the current financial year and in the immediately preceding financial year. Hence, the provisions stated in paragraph 3 (xvii) of the Order are not applicable to the Company.
- xviii. There has been no resignation of the statutory auditors during the year. Hence, the provisions stated in paragraph 3 (xviii) of the Order are not applicable to the Company.
- xix. According to the information and explanations given to us and on the basis of the financial ratios, ageing and expected dates of realization of financial assets and payment of financial liabilities, other information accompanying the financial statements, our knowledge of the Board of Directors and management plans and based on our examination of the evidence supporting the assumptions, nothing has come to our attention, which causes us to believe that any material uncertainty exists as on the date of the audit report that Company is not capable of meeting its liabilities existing at the date of balance sheet as and when they fall due within a period of one year from the balance sheet date. We, however, state that this is not an assurance as to the future viability of the Company. We further state that our reporting is based on the facts up to the date of the audit report and we neither give any guarantee nor any assurance that all liabilities falling due within a period of one year from the balance sheet date, will get discharged by the Company as and when they fall due.

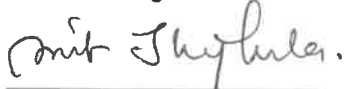


MSKA & Associates

Chartered Accountants

- xx. According to the information and explanations given to us and based on our verification, the provisions of Section 135 of the Act are applicable to the Company. The Company has made the required contributions during the year and there are no unspent amounts which are required to be transferred either to a Fund or to a Special Account as per the provisions of Section 135 of the Act read with schedule VII. Accordingly, reporting under Clause 3(xx)(a) and Clause 3(xx)(b) of the Order is not applicable to the Company.
- xxi. The reporting under Clause 3(xxi) of the Order is not applicable in respect of audit of standalone financial statements. Accordingly, no comment in respect of the said Clause has been included in the report.

For M S K A & Associates
Chartered Accountants
ICAI Firm Registration No. 105047W



Amit Kumar Jhunjhunwala
Partner
Membership No. 067183
UDIN: 23067183BGWNTY6342



Place: Bengaluru
Date: June 29, 2023

ANNEXURE C TO THE INDEPENDENT AUDITOR'S REPORT OF EVEN DATE ON THE FINANCIAL STATEMENTS OF MEDI ASSIST INSURANCE TPA PRIVATE LIMITED

[Referred to in paragraph 2(f) under 'Report on Other Legal and Regulatory Requirements' in the Independent Auditors' Report of even date to the Members of Medi Assist Insurance TPA Private Limited on the Financial Statements for the year ended March 31, 2023]

Report on the Internal Financial Controls under Clause (i) of Sub-section 3 of Section 143 of the Companies Act, 2013 ("the Act")

Opinion

We have audited the internal financial controls with reference to financial statements of Medi Assist Insurance TPA Private Limited ("the Company") as of March 31, 2023 in conjunction with our audit of the financial statements of the Company for the year ended on that date.

In our opinion, the Company has, in all material respects, an adequate internal financial controls with reference to financial statements and such internal financial controls with reference to financial statements were operating effectively as at March 31, 2023, based on the internal control with reference to financial statements criteria established by the Company considering the essential components of internal control stated in the Guidance Note on Audit of Internal Financial Controls Over Financial Reporting issued by the Institute of Chartered Accountants of India (ICAI) (the "Guidance Note").

Management's Responsibility for Internal Financial Controls

The Company's Management is responsible for establishing and maintaining internal financial controls based on the internal control with reference to financial statements criteria established by the Company considering the essential components of internal control stated in the Guidance Note. These responsibilities include the design, implementation and maintenance of adequate internal financial controls that were operating effectively for ensuring the orderly and efficient conduct of its business, including adherence to Company's policies, the safeguarding of its assets, the prevention and detection of frauds and errors, the accuracy and completeness of the accounting records, and the timely preparation of reliable financial information, as required under the Act.

Auditors' Responsibility

Our responsibility is to express an opinion on the Company's internal financial controls with reference to financial statements based on our audit. We conducted our audit in accordance with the Guidance Note and the Standards on Auditing, issued by ICAI and deemed to be prescribed under section 143(10) of the Act, to the extent applicable to an audit of internal financial controls. Those Standards and the Guidance Note require that we comply with ethical requirements and plan and perform the audit to obtain reasonable assurance about whether adequate internal financial controls with reference to financial statements was established and maintained and if such controls operated effectively in all material respects.

Our audit involves performing procedures to obtain audit evidence about the adequacy of the internal financial controls with reference to financial statements and their operating effectiveness. Our audit of internal financial controls with reference to financial statements included obtaining an understanding of internal financial controls with reference to financial statements, assessing the risk that a material weakness exists, and testing and evaluating the design and operating effectiveness of internal control based on the assessed risk. The procedures selected depend on the auditor's judgement, including the assessment of the risks of material misstatement of the financial statements, whether due to fraud or error.



MSKA & Associates

Chartered Accountants

We believe that the audit evidence we have obtained is sufficient and appropriate to provide a basis for our audit opinion on the Company's internal financial controls with reference to financial statements.

Meaning of Internal Financial Controls With reference to Financial Statements

A Company's internal financial control with reference to financial statements is a process designed to provide reasonable assurance regarding the reliability of financial reporting and the preparation of financial statements for external purposes in accordance with generally accepted accounting principles. A Company's internal financial control with reference to financial statements includes those policies and procedures that (1) pertain to the maintenance of records that, in reasonable detail, accurately and fairly reflect the transactions and dispositions of the assets of the company; (2) provide reasonable assurance that transactions are recorded as necessary to permit preparation of financial statements in accordance with generally accepted accounting principles, and that receipts and expenditures of the company are being made only in accordance with authorizations of management and directors of the company; and (3) provide reasonable assurance regarding prevention or timely detection of unauthorized acquisition, use, or disposition of the company's assets that could have a material effect on the financial statements.

Inherent Limitations of Internal Financial Controls With reference to financial statements

Because of the inherent limitations of internal financial controls with reference to financial statements, including the possibility of collusion or improper management override of controls, material misstatements due to error or fraud may occur and not be detected. Also, projections of any evaluation of the internal financial controls with reference to financial statements to future periods are subject to the risk that the internal financial control with reference to financial statements may become inadequate because of changes in conditions, or that the degree of compliance with the policies or procedures may deteriorate.

For M S K A & Associates
Chartered Accountants
ICAI Firm Registration No. 105047W



Amit Kumar Jhunjhunwala
Partner
Membership No. 067183
UDIN: 23067183BGWNTY6342



Place: Bengaluru
Date: June 29, 2023

Medi Assist Insurance TPA Private Limited

Balance Sheet as at March 31, 2023


(All amounts are in Indian Rupees in millions, unless otherwise stated)

Particulars	Notes	As at March 31, 2023	As at March 31, 2022
ASSETS			
Non-current assets			
Property, plant and equipment	3	213.11	162.74
Right-of-use assets	4 (a)	253.32	174.67
Goodwill	5	217.63	217.63
Other intangible assets	6	113.21	144.31
Financial assets			
(i) Other financial assets	7 (a)	49.71	25.12
Income tax assets (net)	8	552.59	474.58
Deferred tax assets (net)	9	55.18	52.07
Other non-current assets	10	30.28	3.79
Total non-current assets		1,485.03	1,254.91
Current assets			
Financial assets			
(i) Investments	11 (a)	575.81	1,564.03
(ii) Trade receivables	11 (b)	1,183.23	1,046.04
(iii) Cash and cash equivalents	11 (c)	194.91	111.68
(iv) Bank balances other than cash and cash equivalents above	11 (d)	1,525.33	454.91
(v) Other financial assets	11 (e)	138.18	145.12
Other current assets	12	203.93	171.67
Total current assets		3,821.39	3,493.45
Total Assets		5,306.42	4,748.36
EQUITY AND LIABILITIES			
EQUITY			
Equity share capital	13	40.12	40.12
Other equity	14	2,511.72	2,071.67
Total equity		2,551.84	2,111.79
LIABILITIES			
Non-current liabilities			
Financial liabilities			
Lease liabilities	4 (b)	177.51	146.83
Provisions	15	119.01	103.16
Total non-current liabilities		296.52	249.99
Current liabilities			
Financial liabilities			
Lease liabilities	4 (b)	100.12	82.16
Trade payables	16 (a)		
Total outstanding dues of micro enterprises and small enterprises		68.02	31.36
Total outstanding dues to creditors other than micro enterprises and small enterprises		258.38	429.50
Other financial liabilities	16 (b)	208.99	78.37
Contract liabilities	17	1,664.64	1,536.96
Provisions	18	78.84	61.60
Other current liabilities	19	79.07	166.64
Total current liabilities		2,458.06	2,386.59
Total liabilities		2,754.58	2,636.58
Total equity and liabilities		5,306.42	4,748.36
Summary of significant accounting policies			

The accompanying notes are an integral part of the financial statements

As per our report of even date attached.

For M S K A & Associates
Chartered Accountants
ICAI Firm Registration Number: 105047W


Amit Kumar Jhunjunhwal
Partner
Membership Number: 067183



Place: Bengaluru
Date: June 29, 2023

For and on behalf of the Board of Directors of
Medi Assist Insurance TPA Private Limited
CIN: U85199KA1999PTC025676


Dr. Vikram Jit Chhatwal
Chairman and Director
DIN: 01606329

Place: Bengaluru
Date: June 29, 2023


Satish Gidugu
Director
DIN: 06643677


Suchitra Krishnakumar
Company Secretary
ICSI Membership No: A29245

Place: Bengaluru
Date: June 29, 2023



Medi Assist Insurance TPA Private Limited

Statement of Profit and Loss for the year ended March 31, 2023

(All amounts are in Indian Rupees in millions except share data and per share data, unless otherwise stated)


Particulars	Notes	For the year ended March 31, 2023	For the year ended March 31, 2022
Continuing operations			
Income			
Revenue from contract with customers	20	4,849.03	3,853.77
Other income	21	123.62	79.16
Total income		4,972.65	3,932.93
Expenses			
Employee benefits expense	22	1,727.73	1,405.16
Finance costs	23	23.45	24.91
Depreciation and amortisation expense	24	203.56	199.41
Other expenses	25	1,974.87	1,677.81
Total expenses		3,929.61	3,307.29
Profit before tax for the year from continuing operations		1,043.04	625.64
Income tax expense:			
Current tax	34	261.12	161.97
Deferred tax		(2.42)	14.49
Total tax expense		258.70	176.46
Profit after tax for the year from continuing operations		784.34	449.18
Discontinued operations			
Profit/ (loss) for the year from discontinued operations	35	(16.92)	10.04
Tax for the year		4.26	(2.53)
Profit/ (loss) after tax for the year from discontinued operations		(12.66)	7.51
Profit for the year		771.68	456.69
Other comprehensive income			
Other comprehensive income not to be reclassified to profit or loss in subsequent periods:			
Re-measurement losses on defined benefit plans		(2.73)	(26.03)
Income tax effect on above		0.69	6.55
Total other comprehensive (loss) for the year, net of tax		(2.04)	(19.48)
Total comprehensive income for the year after tax		769.64	437.21
Earnings per share for continuing operations			
[Face value of Rs. 10 per share (31 March 2022: Rs. 10 per share)]	27		
Basic		195.48	111.95
Diluted		195.48	108.97
Earnings per share for discontinued operations [Face value of Rs. 10 per share (31 March 2022: Rs. 10 per share)]			
Basic	27	(3.16)	1.87
Diluted		(3.16)	1.87
Earnings per share for continuing and discontinued operations [Face value of Rs. 10 per share (31 March 2022: Rs. 10 per share)]			
Basic	27	192.33	113.82
Diluted		192.33	110.80
Summary of significant accounting policies	2		

The accompanying notes are an integral part of the financial statements

As per our report of even date attached.

For M S K A & Associates
Chartered Accountants
ICAI Firm Registration Number: 105047W

For and on behalf of the Board of Directors of
Medi Assist Insurance TPA Private Limited
CIN: U85199KA1999PTC025676


Amit Kumar Jhunjunwala
Partner
Membership Number: 067183


Dr. Vikram Jit Chhatwal
Chairman and Director
DIN: 01606329


Satish Gidugu
Director
DIN: 06643677


Suchitra Krishnakumar
Company Secretary
ICSI Membership No: A29245



Place: Bengaluru
Date: June 29, 2023

Place: Bengaluru
Date: June 29, 2023

Place: Bengaluru
Date: June 29, 2023

Medi Assist Insurance TPA Private Limited
Statement of Changes in Equity for the year ended March 31, 2023
(All amounts are in Indian Rupees in millions, unless otherwise stated)

A. Equity share capital

Particulars	As at March 31, 2023		As at March 31, 2022	
	Number of shares	Amount	Number of shares	Amount
Balance at the beginning of the year	4,012,370	40.12	4,012,370	40.12
Shares issued during the year	-	-	-	-
Balance at the end of the year	4,012,370	40.12	4,012,370	40.12

B. Other equity

Particulars	Reserve and Surplus			Total
	Employee stock option reserve	Retained earnings	Other equity *	
Balance as at April 1, 2021	21.57	1,604.85	-	1,626.42
Profit for the year from continuing operations (net of tax)	-	449.18	-	449.18
Loss for the year from discontinued operations (net of tax)	-	7.51	-	7.51
Other comprehensive income	-	(19.48)	-	(19.48)
Total comprehensive income for the year	-	437.21	-	437.21
Transactions recorded directly in equity:				
Employee stock option compensation expense	-	-	8.04	8.04
Balance as at March 31, 2022	21.57	2,042.06	8.04	2,071.67
Balance as at April 1, 2022	21.57	2,042.06	8.04	2,071.67
Profit for the year from continuing operations (net of tax)	-	784.34	-	784.34
Loss for the year from discontinued operations (net of tax)	-	(12.66)	-	(12.66)
Other comprehensive income	-	(2.04)	-	(2.04)
Total comprehensive income for the year	-	769.64	-	769.64
Transactions recorded directly in equity:				
Dividend paid during the year**	-	(200.00)	-	(200.00)
Employee stock option compensation expense	-	-	11.67	11.67
Employee stock option cancellation (refer note 30)	(21.57)	(119.69)	-	(141.26)
Balance as at March 31, 2023	-	2,492.01	19.71	2,511.72

* Other equity is mainly on account of ESOP expense incurred by the Company on account of ESOP options issued by holding Company (refer note 29A).

** The Board of Directors of the Company in its meeting held on March 11, 2023 declared an interim dividend of Rs. 49.84 per equity share. Dividends declared by the Company were based on the profits available for distribution and the same has been distributed during the year.

Summary of significant accounting policies

The accompanying notes are an integral part of the financial statements

As per our report of even date attached.

For M S K A & Associates
Chartered Accountants

ICAI Firm Registration Number: 105047W

Amit Kumar Jhuunjhuwala
Amit Kumar Jhuunjhuwala
Partner
Membership Number: 067183

Place: Bengaluru
Date: June 29, 2023

For and on behalf of the Board of Directors of
Medi Assist Insurance TPA Private Limited
CIN:U85199KA1999PTC025676

Dr. Vikram Jit Chhatwal
Dr. Vikram Jit Chhatwal
Chairman and Director
DIN: 01606329

Place: Bengaluru
Date: June 29, 2023

Suchitra Krishnakumar
Suchitra Krishnakumar
Company Secretary
ICSI Membership No: A29245

Place: Bengaluru
Date: June 29, 2023



Medi Assist Insurance TPA Private Limited
Statement of Cash Flows for the year ended March 31, 2023
(All amounts are in Indian Rupees in millions, unless otherwise stated)

Particulars	Notes	For the year ended March 31, 2023	For the year ended March 31, 2022
Cash flows from operating activities			
Profit before tax for the year from continuing operations		1,043.04	625.64
Profit/(loss) before tax for the year from discontinued operations		(16.92)	10.04
Adjustments to reconcile profit before tax to net cash flows:			
Depreciation and amortisation expenses	24	203.56	199.41
Allowance for expected credit losses on trade receivables and other receivables		(60.11)	(86.84)
Rent concession		-	(6.62)
Employee stock option compensation expense	22	11.67	8.04
Finance costs	23	23.45	24.91
Profit on sale of investments in mutual funds		(53.15)	(5.64)
Profit on sale of assets	21	(0.72)	(0.34)
Loss on scrapping of assets		3.17	10.67
Advances written off	25	1.26	7.14
Interest income		(38.48)	(28.07)
Net gain on financial assets measured at fair value through profit and loss		(8.64)	(32.85)
Creditors/Provision no longer required written back	21	(12.40)	(5.44)
Gain on modification/termination of lease contract		(10.10)	(5.67)
Operating profits before working capital changes		1,085.63	714.37
Working capital adjustments:			
Decrease in trade payables		(122.06)	(14.43)
Increase in other liabilities		18.16	310.52
Increase in provisions		30.36	21.00
(Increase)/decrease in trade receivables		(73.08)	126.06
Increase in other assets		(54.05)	(94.68)
Cash generated from operations		884.96	1,062.84
Income taxes paid (net of refund)		(343.24)	(347.66)
Net cash flows generated from operating activities (A)		541.72	715.18
Cash flows from investing activities			
Purchase of property, plant and equipment, other intangible assets including capital advances		(147.52)	(43.55)
Advance given for acquisition of subsidiary		-	(50.00)
Acquisition of subsidiary		(245.00)	-
(Purchase)/sale of mutual funds (net)		1,286.37	(735.46)
Proceeds from sale of property, plant and equipment		4.10	6.46
(Investments)/redemption of bank deposit		(1,068.31)	17.08
Interest received		33.21	26.13
Net cash generated from/ (used in) investing activities (B)		(137.15)	(779.34)
Cash flows from financing activities			
Finance costs paid		(1.76)	(1.99)
Dividend paid	14	(200.00)	-
Repayment of lease liabilities	4 (b)	(119.58)	(100.96)
Net cash used in financing activities (C)		(321.34)	(102.95)
Net increase/ (decrease) in cash and cash equivalents (A+B+C)		83.23	(167.11)
Cash and cash equivalents at the beginning of the year		111.68	278.81
Cash and cash equivalents at the end of the year		194.91	111.68
Reconciliation of cash and cash equivalents as per the cash flow statement			
Component of cash and cash equivalents	11 (c)		
Balances with banks			
- In current accounts		194.69	111.53
Cash on hand		0.22	0.15
Total cash and cash equivalents		194.91	111.68

(This space is intentionally left blank)



Medi Assist Insurance TPA Private Limited
Statement of Cash Flows for the year ended March 31, 2023
(All amounts are in Indian Rupees in millions, unless otherwise stated)

Reconciliation of financial liabilities forming part of financing activities in accordance with Ind AS 7:

Non-cash movements in financing activities

(a) Lease liabilities (Non-current and current):

Opening balance	229.00	297.25
Additions	177.95	23.86
Deletions	(31.43)	-
Interest expense for the year	21.69	22.92
Lease modification entered during the year	-	(7.45)
Rent concession	-	(6.62)
Cash movements in financing activities		
Repayment of lease liabilities	(119.58)	(100.95)
Closing balance	277.63	229.00

Summary of significant accounting policies

Note 2

The above cash flow statement has been prepared under the indirect method as set out in Ind AS 7 - "Statement of Cash Flows" notified under section 133 of Companies Act, 2013 ('the Act') read with Rule 4 of the Companies (Indian Accounting Standards) Rules 2015 (as amended) and the relevant provisions of the Act.

The accompanying notes are an integral part of the financial statements

As per our report of even date attached.

For M S K A & Associates
Chartered Accountants
ICAI Firm Registration Number: 105047W



Amit Kumar Jhunjuhwal
Partner
Membership Number: 067183




Place: Bengaluru
Date: June 29, 2023

For and on behalf of the Board of Directors of
Medi Assist Insurance TPA Private Limited
CIN: U85199KA1999PTC025676


Dr. Vikram Jit Chhatwal
Chairman and Director
DIN: 01606329


Satish Gidugu
Director
DIN: 06643677


Suchitra Krishnakumar
Company Secretary
ICSI Membership No: A29245

Place: Bengaluru
Date: June 29, 2023

Place: Bengaluru
Date: June 29, 2023



Medi Assist Insurance TPA Private Limited**Notes to financial statements for the year ended March 31, 2023***(All amounts are in Indian Rupees in millions, unless otherwise stated)***1 Corporate Information**

Medi Assist Insurance TPA Private Limited ("the Company") is a private limited company domiciled in India and is incorporated under the provisions of the Companies Act applicable in India. The registered office of the Company is situated in Tower D, 4th Floor, IBC Knowledge Park, 4/1 Bannerghatta Road, Bangalore - 560 029.

The Company holds a license from the Insurance Regulatory and Development Authority (IRDA) to function as a Third Party Administrator (TPA). The Company primarily derives its income in the form of TPA fees from insurance companies expressed either as a percentage of the insurance premium paid by the insured to the insurance company or as a fixed price per member/ family. The Company also derives income from pre-policy check ups and other allied services provided to insurance companies, and for policy administration services rendered to Governments to enable public health schemes. The Company has signed up contracts with several general and health insurance companies to manage the requirements of their policyholders, as well as with healthcare providers (such as hospitals) to enable a network for policyholders to avail of cashless treatment at pre-negotiated tariffs.

The Company is a wholly owned subsidiary of Medi Assist Healthcare Services Limited ("the Holding Company").

The Board of Directors of the Company vide resolution dated December 30, 2020, approved the discontinuation of the business pertaining to card processing which is mainly generating revenue from Government contracts. Accordingly, the Company has disclosed the discontinuation of card processing business as discontinued operations as per the requirement of Ind AS 105 'Non current asset held for sale and Discontinued Operations', the details of which are stated in note 35.

Further pursuant to the Board resolution dated November 13, 2021, the Company approved the discontinuation of the business pertaining to pre-policy health checkup services which is mainly generating revenue from insurance companies. Accordingly, the Company has disclosed the discontinuation of pre-policy health checkup business as discontinued operations as per the requirement of Ind AS 105 'Non current asset held for sale and Discontinued Operations', the details of which are stated in note 35.

1A Basis of preparation**I Statement of compliance:**

These financial statements have been prepared in accordance with Indian Accounting Standards (Ind AS) hereafter referred to as "financial statements" as per the Companies (Indian Accounting Standards) Rules, 2015 (as amended) notified under Section 133 of Companies Act, 2013, (the 'Act') and presentation requirements of Schedule III to the Companies Act, 2013, (Ind AS compliant Schedule III) and other relevant provisions of the Act.

These financial statements have been prepared for the Company as a going concern on the basis of relevant Ind AS that are effective at the Company's annual reporting date March 31, 2023. These financial statements were authorised for issuance by the Company's Board of Directors on June 29, 2023. Previous year accounting policies have been consistently applied over the current year.

II Functional and presentation currency

These financial statements are presented in Indian rupees, which is also the functional currency of the Company. All amounts have been rounded-off to the nearest million, unless otherwise indicated.

III Basis of measurement

The financial statement have been prepared on a historical cost basis, except for the following:

Items	Measurement basis
Certain financial assets and liabilities	Fair value
Share based payment at grant date	Fair value
Defined benefit and other long-term employee benefits obligations	Present value of defined benefit obligations less fair value of planned assets.

IV Use of estimates and judgements

In preparing these financial statements in conformity with Ind AS, management has made estimates, judgements and assumptions. These estimates, judgements and assumptions affect the application of accounting policies and the reported amounts of assets and liabilities, the disclosures of contingent liabilities at the date of the financial statements and reported amounts of revenues and expenses during the year. Accounting estimates could change from period to period. Actual results could differ from those estimates. Appropriate changes in estimates are made as management becomes aware of changes in circumstances surrounding the estimates. Changes in estimates are reflected in the financial statements in the year in which changes are made and, if material, their effects are disclosed in the notes to the financial statements.

Estimates and underlying assumptions are reviewed on an ongoing basis. Revisions to accounting estimates are recognised prospectively.

Judgements, estimates and assumptions are required in particular for:

(a) Determination of the estimated useful lives

Useful lives of property, plant and equipment are based on the life prescribed in Schedule II of the Companies Act, 2013. In cases, where the useful lives are different from that prescribed in Schedule II and in case of intangible assets, these are estimated by management taking into account the nature of the asset, the estimated usage of the asset, the operating conditions of the asset, past history of replacement, anticipated technological changes, manufacturers' warranties and maintenance support.

(b) Recognition of deferred tax

Deferred tax assets and liabilities are recognized for the future tax consequences of temporary differences between the carrying values of assets and liabilities and their respective tax bases, and unutilized business loss and depreciation carry-forwards and tax credits. Deferred tax assets are recognized to the extent that it is probable that future taxable income will be available against which the deductible temporary differences, unused tax losses, depreciation carry-forwards and unused tax credits could be utilized.

(c) Recognition and measurement of defined benefit obligations

The obligation arising from defined benefit plan is determined on the basis of actuarial assumptions. Key actuarial assumptions include discount rate, trends in salary escalation, actuarial rates and life expectancy. The discount rate is determined by reference to market yields at the end of the reporting period on government bonds. The period to maturity of the underlying bonds correspond to the probable maturity of the post-employment benefit obligations. Due to complexities involved in the valuation and its long term nature, defined benefit obligation is sensitive to changes in these assumptions. All assumptions are reviewed at each reporting period.



(d) Fair valuation of employee share options

The fair valuation of the employee share options is based on the Black-Scholes Model used for valuation of options. Key assumptions made with respect to expected volatility includes share price, expected dividends and discount rate, under this pricing model.

(e) Impairment testing

Property, plant and equipment, goodwill, right of use assets, intangible assets and other assets are tested for impairment at least annually and when event occur or changes in circumstances indicate that the recoverable amount of the asset or cash generating units to which these pertain is less than its carrying value. The recoverable amount of cash generating units is higher of value-in-use and fair value less cost to dispose. The calculation of value in use of a cash generating unit involves use of significant estimates and assumptions which includes turnover and earnings multiples, growth rates and net margins used to calculate projected future cash flows, risk-adjusted discount rate, future economic and market conditions.

(f) Leases

The Company evaluates if an arrangement qualifies to be a lease based on the requirements of the relevant standard. Identification of a lease requires significant management judgment. Computation of the lease liabilities and right-to-use assets requires management to estimate the lease term (including anticipated renewals) and the applicable discount rate. Management estimates the lease term based on past practices and reasonably estimated/ anticipated future events. The discount rate is generally based on the incremental borrowing rate specific to the lease being evaluated or for a portfolio of leases with similar characteristic.

(g) Expected credit losses on financial assets

The Company recognises an allowance for expected credit losses (ECLs) for all financial assets not held at fair value through profit or loss. ECLs are based on the difference between the contractual cash flows due in accordance with the contract and all the cash flows that the Company expects to receive, discounted at an approximation of the original effective interest rate (in case of non current financial assets).

For trade receivables and contract assets, the Company applies a simplified approach in calculating ECLs. Therefore, the Company does not track changes in credit risk, but instead recognises a loss allowance based on lifetime ECLs at each reporting date. The Company has established a provision matrix that is based on its historical credit loss experience, adjusted for forward-looking factors specific to the debtors and the economic environment.

V Measurement of fair values

The Company measures financial instruments at fair value at each balance sheet date. Fair value is the price that would be received to sell an asset or paid to transfer a liability in an orderly transaction between market participants at the measurement date. The fair value measurement is based on the presumption that the transaction to sell the asset or transfer the liability takes place either:

- (i) In the principal market for the asset or liability, or
- (ii) In the absence of a principal market, in the most advantageous market for the asset or liability

The principal or the most advantageous market must be accessible by the Company.

The fair value of an asset or a liability is measured using the assumptions that market participants would use when pricing the asset or liability, assuming that market participants act in their economic best interest.

The Company uses valuation techniques that are appropriate in the circumstances and for which sufficient data are available to measure fair value, maximising the use of relevant observable inputs and minimising the use of unobservable inputs.

All assets and liabilities for which fair value is measured or disclosed in the financial statements are categorised within the fair value hierarchy, described as follows, based on the lowest level input that is significant to the fair value measurement as a whole:

Level 1 - quoted (unadjusted) market prices in active markets for identical assets or liabilities

Level 2 - valuation techniques for which the lowest level input that is significant to the fair value measurement is directly or indirectly observable

Level 3 - valuation techniques for which the lowest level input that is significant to the fair value measurement is unobservable

When the fair values of financial assets and financial liabilities recorded in the balance sheet cannot be measured based on quoted prices in active markets, their fair value is measured using valuation techniques including the DCF model. The inputs to these models are taken from observable markets where possible, but where this is not feasible, a degree of judgement is required in establishing fair values. Judgements include considerations of inputs such as liquidity risk, credit risk and volatility. Changes in assumptions about these factors could affect the reported fair value of financial instruments.

Further information about the assumptions made in measuring fair values is included in the following notes:

- Note 29: Employee share based payment
- Note 31: Financial instruments.

(This space is intentionally left blank)



VI Current and non-current classification

The Company presents assets and liabilities in the Balance sheet based on current / non-current classification.

An asset is classified as current when it satisfies any of the following criteria:

- it is expected to be realized in, or is intended for sale or consumption in, the Company's normal operating cycle;
- it is held primarily for the purpose of being traded;
- it is expected to be realized within 12 months after the reporting date; or
- it is cash or cash equivalent unless it is restricted from being exchanged or used to settle a liability for at least 12 months after the reporting date. The monies held in escrow account and/or like nature accounts are disclosed separately by way of a foot note.

A liability is classified as current when it satisfies any of the following criteria:

- it is expected to be settled in the Company's normal operating cycle;
- it is held primarily for the purpose of being traded;
- it is due to be settled within 12 months after the reporting date; or
- the Company does not have an unconditional right to defer settlement of the liability for at least 12 months after the reporting date.

The terms of the liability that could, at the option of the counterparty, result in its settlement by the issue of equity instruments do not affect its classification.

Current assets/ liabilities include current portion of non-current financial assets/ liabilities respectively.

All other assets/ liabilities are classified as non-current. Deferred tax assets and liabilities (if any) are classified as non-current assets and liabilities.

Operating cycle

Based on the nature of the operations and the time between the acquisition of assets for processing and their realization in cash or cash equivalents, the Company has ascertained its operating cycle as twelve months for the purpose of current/non-current classification of assets and liabilities.

2 Significant accounting policies

a. Financial instruments

(i) Recognition and initial measurement

A financial instrument is any contract that gives rise to a financial asset of one entity and a financial liability or equity instrument of another entity.

Financial instruments also cover contracts to buy or sell a non-financial item that can be settled net in cash or another financial instrument, or by exchanging financial instruments, as if the contracts were financial instruments, with the exception of contracts that were entered into and continue to be held for the purpose of the receipt or delivery of a non-financial item in accordance with the entity's expected purchase, sale or usage requirements.

Financial assets and financial liabilities are recognized when the Company becomes a party to the contractual provisions of the instruments.

Investments in subsidiary is carried at cost less accumulated impairment losses, if any. Where an indication of impairment exists, the carrying amount of the investment is assessed. Where the carrying amount of an investment is greater than its estimated recoverable amount, it is written down immediately to its recoverable amount and the difference is transferred to the Statement of Profit and Loss. On disposal of investment, the difference between the net disposal proceeds and the carrying amount is charged or credited to the Statement of Profit and Loss.

Recognition and initial measurement – financial assets and financial liabilities:

A financial asset (except for trade receivables and unbilled revenue/contract assets) or financial liability is initially measured at fair value (plus, for an item not carried at fair value) through profit and loss (FVTPL), transaction costs that are directly attributable to its acquisition or issue. Transaction costs directly attributable to the acquisition of financial assets or financial liabilities at FVTPL are recognized immediately in the Statement of Profit and Loss.

Finance income consists of interest income on funds invested, dividend income and gains on the disposal of FVTPL financial assets. Interest income is recognized as it accrues in the Statement of Profit and Loss, using the effective interest method.

Dividend income is recognized in the Statement of Profit and Loss on the date that the Company's right to receive payment is established, it is probable that the economic benefits associated with the dividend will flow to the Company, and the amount of dividend can be measured reliably.

Finance expenses consist of interest expense on loans, borrowings and financial liabilities. The costs of these are recognized in the Statement of Profit and Loss using the effective interest method.

(ii) Recognition and initial measurement – financial assets and financial liabilities:

Financial assets

The Company classifies financial assets as measured at amortized cost, fair value through other comprehensive income ("FVOCI") or fair value through profit and loss ("FVTPL") on the basis of the following:

- the entity's business model for managing the financial assets and
- the contractual cash flow characteristics of the financial asset.

Financial assets are not reclassified subsequent to their initial recognition, except if and in the period the Company changes its business model for managing financial assets.

Amortized cost:

A financial asset is classified and measured at amortized cost if both of the following conditions are met:

- the financial asset is held within a business model whose objective is to hold financial assets in order to collect contractual cash flows and
- the contractual terms of the financial asset give rise on specified dates to cash flows that are solely payments of principal and interest on the principal amount outstanding.

Fair value through other comprehensive income ("FVOCI"):

A financial asset is classified and measured at FVOCI if both of the following conditions are met:

- the financial asset is held within a business model whose objective is achieved by both collecting contractual cash flows and selling financial assets and
- the contractual terms of the financial asset give rise on specified dates to cash flows that are solely payments of principal and interest on the principal amount outstanding.

On initial recognition of an equity investment that is not held for trading, the Company may irrevocably elect to present subsequent changes in the investment's fair value in OCI (designated as FVOCI – equity investment). This election is made on an investment-by-investment basis.



a. Financial instruments (continued)

Fair value through profit and loss ("FVTPL")

A financial asset is classified and measured at FVTPL unless it is measured at amortized cost or at FVOCI. On initial recognition, the Company may irrevocably designate a financial asset that otherwise meets the requirements to be measured at amortized cost or at FVOCI as at FVTPL if doing so eliminates or significantly reduces an accounting mismatch that would otherwise arise.

Financial assets: Business model assessment

The Company makes an assessment of the objective of the business model in which a financial asset is held at investment level because this reflects the best way the business is managed and information is provided to management. The information considered includes:

- the stated policies and objectives for each of such investments and the operation of those policies in practice.
- the risks that affect the performance of the business model (and the financial assets held within that business model) and how those risks are managed;
- the frequency, volume and timing of sales of financial assets in prior periods, the reasons for such sales and expectations about future sales activity.

Transfers of financial assets to third parties in transactions that do not qualify for derecognition are not considered sales for this purpose, consistent with the Company's continuing recognition of the assets.

Financial assets that are held for trading or are managed and whose performance is evaluated on a fair value basis are measured at FVTPL.

Financial assets: Assessment whether contractual cash flows are solely payments of principal and interest:

For the purposes of this assessment, 'principal' is defined as the fair value of the financial asset on initial recognition. 'Interest' is defined as consideration for the time value of money and for the credit risk associated with the principal amount outstanding during a particular period of time and for other basic lending risks and costs (e.g. liquidity risk and administrative costs), as well as a profit margin.

In assessing whether the contractual cash flows are solely payments of principal and interest, the Company considers the contractual terms of the instrument. This includes assessing whether the financial asset contains a contractual term that could change the timing or amount of contractual cash flows such that it would not meet this condition. In making this assessment, the Company considers:

- contingent events that would change the amount or timing of cash flows;
- terms that may adjust the contractual coupon rate, including variable interest rate features;
- prepayment and extension features; and
- terms that limit the Company's claim to cash flows from specified assets (e.g. non recourse features).

A prepayment feature is consistent with the solely payments of principal and interest criterion if the prepayment amount substantially represents unpaid amounts of principal and interest on the principal amount outstanding, which may include reasonable additional compensation for early termination of the contract. Additionally, for a financial asset acquired at a significant discount or premium to its contractual par amount, a feature that permits or requires prepayment at an amount that substantially represents the contractual par amount plus accrued (but unpaid) contractual interest (which may also include reasonable additional compensation for early termination) is treated as consistent with this criterion if the fair value of the prepayment feature is insignificant at initial recognition.

(iii) **Financial assets: Subsequent measurement and gains and losses**

Financial assets at FVTPL	The assets valued through FVTPL are subsequently measured at fair value. Net gains and losses, including any interest or dividend income, are recognised in Statement of Profit and Loss.
Financial assets at amortised cost	These assets are subsequently measured at amortised cost using the effective interest method. The amortised cost is reduced by impairment losses. Interest income, foreign exchange gains and losses and impairment are recognised in Statement of Profit and Loss. Any gain or loss on derecognition is recognised in Statement of Profit and Loss.
Equity investments at FVOCI	These assets are subsequently measured at fair value. Dividends are recognised as income in Statement of Profit and Loss unless the dividend clearly represents a recovery of part of the cost of the investment. Other net gains and losses are recognised in OCI and are not reclassified to Statement of Profit and Loss.

Financial liabilities: Classification, subsequent measurement and gains and losses

Financial liabilities are classified as measured at amortised cost or FVTPL. A financial liability is classified as at FVTPL if it is classified as held for trading, or it is a derivative or it is designated as such on initial recognition. Financial liabilities at FVTPL are measured at fair value and net gains and losses, including any interest expense, are recognised in Statement of Profit and Loss.

Other financial liabilities are subsequently measured at amortised cost using the effective interest method. Interest expense and foreign exchange gains and losses are recognised in Statement of Profit and Loss. Any gain or loss on derecognition is also recognised in the Statement of Profit and Loss.

(iv) **Derecognition**

Financial assets

The Company derecognises a financial asset when the contractual rights to the cash flows from the financial asset expire, or it transfers the rights to receive the contractual cash flows in a transaction in which substantially all of the risks and rewards of ownership of the financial asset are transferred or in which the Company neither transfers nor retains substantially all of the risks and rewards of ownership and does not retain control of the financial asset.

Financial liabilities

The Company derecognises a financial liability when its contractual obligations are discharged or cancelled, or expire. The Company also derecognises a financial liability when its terms are modified and the cash flows under the modified terms are substantially different. In this case, a new financial liability based on the modified terms is recognised at fair value. The difference between the carrying amount of the financial liability extinguished and the new financial liability with modified terms is recognised in the Statement of Profit and Loss.

The Company determines classification of financial assets and liabilities on initial recognition. After initial recognition, no reclassification is made for financial assets which are equity instruments and no reclassification is made for financial liabilities. For financial assets which are debt instruments, a reclassification is made only if there is a change in the business model for managing those assets. Changes to the business model are expected to be infrequent. The Company's senior management determines change in the business model as a result of external or internal changes which are significant to the Company's operations. Such changes are evident to external parties. A change in the business model occurs when the Company either begins or ceases to perform an activity that is significant to its operations. If the Company reclassifies financial assets, it applies the reclassification prospectively from the reclassification date which is the first day of the immediately next reporting period following the change in business model. The Company does not restate any previously recognised gains, losses (including impairment gains or losses) or interest.

(v) **Offsetting**

Financial assets and financial liabilities are offset and the net amount is presented in the balance sheet when, and only when, the Company currently has a legally enforceable right to set off the amounts and it intends either to settle them on a net basis or to realise the asset and settle the liability simultaneously.

b. Foreign currency transactions

Transactions in foreign currencies are translated into the respective functional currency of the Company at the exchange rates at the dates of the transactions.

Monetary assets and liabilities denominated in foreign currencies are translated into the functional currency at the exchange rate at the reporting date. Non-monetary assets and liabilities that are measured at fair value in a foreign currency are translated into the functional currency at the exchange rate when the fair value was determined. Non-monetary items that are measured based on historical cost in a foreign currency are translated at the exchange rate at the date of the transaction. Foreign currency differences are generally recognised in the Statement of Profit and Loss.

c. Cash flow statement

Cash flows are reported using indirect method, whereby net profit before tax is adjusted for the effects of transactions of a non-cash nature and any deferrals or accruals of past or future cash receipts or payments. The cash flows from operating, investing and financing activities of the Company are segregated.

d. Earnings per share

The basic earnings per share ('EPS') is computed by dividing the net profit/ (loss) after tax for the years attributable to equity shareholders by the weighted average number of equity shares outstanding during the year.

The number of shares used in computing diluted earnings per share comprises the weighted average number of shares considered for deriving basic earnings per share and also the weighted average number of equity shares that could have been issued on the conversion of all dilutive potential equity shares. Dilutive potential equity shares are deemed converted as of the beginning of the period unless issued at a later date. In computing dilutive earning per share, only potential equity shares that are dilutive i.e. which reduces earnings per share or increases loss per share are included.

Diluted EPS adjust the figures used in the determination of basic EPS to consider:

- The after-income tax effect of interest and other financing costs associated with dilutive potential equity shares, and
- The weighted average number of additional equity shares that would have been outstanding assuming the conversion of all dilutive potential equity shares.

e. Revenue from contract with customers

Income from services

The Company follows Ind AS 115 "Revenue from Contracts with Customers". Revenue is recognised upon transfer of control of promised services to customers in an amount that reflects the consideration the Company expects to receive in exchange for those services (net of goods and services tax).

The Company derives revenue from rendering Third Party Administration (TPA) services, which is measured either as a percentage of insurance premium or amount per Life/ family covered and lumpsum amount under the policy depending on the terms of the contract entered into with insurance companies and government agencies. Such amounts are recognized as revenue on a pro-rata basis during the period of the underlying insurance policy. Performance obligations while rendering services are satisfied over a period of time based on underlying contract.

The Company derives revenue from pre-policy health check-up services in accordance with the terms of the relevant service agreement entered with customers and revenue is recognised at point in time as and when the related services are rendered. Since the Company acts as an agent while providing such services and there exists back to back arrangements in which the Company merely acts as a facilitator, the Company recognises its margin on these transactions as revenue.

Revenue from card processing income are recognised at point in time as and when the related services are rendered.

The Company presents revenues net of indirect taxes in its Statement of Profit and Loss.

Revenue in excess of invoicing are classified as unbilled receivables where related performance obligations are rendered over the contract term and right to consideration is unconditional. Invoicing in excess of revenues are classified as contract liabilities.

A contract liability is the obligation to transfer goods or services to a customer for which the Company has received consideration (or an amount of consideration is due) from the customer. If a customer pays consideration before the Company transfers goods or services to the customer, a contract liability is recognised when the payment is made or the payment is due (whichever is earlier). Contract liabilities are recognised as revenue when the Company performs under the contract.

f. Property, plant and equipment

Recognition and measurement:

Items of property, plant and equipment are measured at cost less accumulated depreciation and any accumulated impairment losses, if any. The cost of an item of property, plant and equipment comprises:

- a) its purchase price, including import duties and non-refundable purchase taxes, after deducting trade discounts and rebates.
- b) any costs directly attributable to bringing the asset to the location and condition necessary for it to be capable of operating in the manner intended by management.
- c) the initial estimate of the costs of dismantling and removing the item and restoring the site on which it is located, the obligation for which an entity incurs either when the item is acquired or as a consequence of having used the item during a particular period for purposes other than to produce inventories during that period.

An item of property, plant and equipment is eliminated from the financial statements on disposal or when no further benefit is expected from its use and disposal. Any gain or loss on disposal of an item of property, plant and equipment is recognised in Statement of Profit and Loss.

Subsequent expenditure is capitalised only if it is probable that the future economic benefits associated with the expenditure will flow to the Company.

Advances paid towards the acquisition of property, plant and equipment outstanding as of each reporting date are shown as capital advances.

Amounts paid towards the acquisition of property, plant and equipment outstanding as of each reporting date and the cost of property, plant and equipment not ready for intended use before such date are disclosed under capital work-in-progress.

(This space is intentionally left blank)



f. Property, plant and equipment (continued)

Depreciation

Depreciation on property, plant and equipment is provided on straight-line method over the estimated useful lives determined based on internal technical assessment by the Management which in certain instances are different from those prescribed under Part C of Schedule II of the Companies Act, 2013 in order to reflect actual usage of the assets. The Company estimates the useful lives for property, plant and equipment as follows:

Category of assets	Useful life (in years)
Furniture and fixtures	10
Office equipment	5
Computers and Computer equipment's, server and network	3-6
Electrical equipment	10
Air conditioners	10

Depreciation is provided on a pro-rata basis i.e. from the date on which asset is ready for use and the depreciation charge for the year is recognised in the Statement of Profit and Loss.

Leasehold improvements are depreciated over the lease term or the useful lives of the assets, whichever is lower.

The residual values, useful lives and methods of depreciation of property, plant and equipment are reviewed at each financial year end and adjusted prospectively, if appropriate.

g. Intangible assets

i. Goodwill

Goodwill is initially measured at cost, being the excess of the aggregate of the consideration transferred and the amount recognised for non-controlling interests, and any previous interest held, over the net identifiable assets acquired and liabilities assumed. If the fair value of the net assets acquired is in excess of the aggregate consideration transferred, the Company reassesses whether it has correctly identified all of the assets acquired and all of the liabilities assumed and reviews the procedures used to measure the amounts to be recognised at the acquisition date. If the reassessment still results in an excess of the fair value of net assets acquired over the aggregate consideration transferred, then the gain is recognised in OCI and accumulated in equity as capital reserve. However, if there is no clear evidence of bargain purchase, the entity recognises the gain directly in equity as capital reserve, without routing the same through OCI.

After initial recognition, goodwill is measured at cost less any accumulated impairment losses. For the purpose of impairment testing, goodwill acquired in a business combination is, from the acquisition date, allocated to each of the Company's cash-generating units that are expected to benefit from the combination, irrespective of whether other assets or liabilities of the acquiree are assigned to those units.

A cash generating unit to which goodwill has been allocated is tested for impairment annually, or more frequently when there is an indication that the unit may be impaired. If the recoverable amount of the cash generating unit is less than its carrying amount, the impairment loss is allocated first to reduce the carrying amount of any goodwill allocated to the unit and then to the other assets of the unit pro rata based on the carrying amount of each asset in the unit. Any impairment loss for goodwill is recognised in profit or loss. An impairment loss recognised for goodwill is not reversed in subsequent periods.

Where goodwill has been allocated to a cash-generating unit and part of the operation within that unit is disposed of, the goodwill associated with the disposed operation is included in the carrying amount of the operation when determining the gain or loss on disposal. Goodwill disposed in these circumstances is measured based on the relative values of the disposed operation and the portion of the cash-generating unit retained.

ii. Other intangible assets

(i) Recognition and measurement

Acquired intangible assets

Intangible assets are recognized when it is probable that the future economic benefits that are attributable to the assets will flow to the Company and the cost of the asset can be measured reliably. Intangible assets are stated at cost less accumulated amortization and impairment losses, if any.

The estimated useful life of an identifiable intangible asset is based on a number of factors including the effects of obsolescence, demand, competition, and other economic factors (such as the stability of the industry and technology required to obtain the expected future cash flows from the asset).

Subsequent expenditure

Subsequent expenditure is capitalised only when it increases the future economic benefits embodied in the specific asset to which it relates. All other expenditure is recognised in the Statement of Profit and Loss as incurred.

Useful lives of intangible assets

Amortisation is calculated based on the cost of the asset. Amortisation is recognised in Statement of Profit and Loss on a straight-line basis over the estimated useful lives of intangible assets from the date that they are available for use. Management believes that period of amortisation is representative of the period over which the Company expects to derive economic benefits from the use of the assets. Amortisation methods and useful lives are reviewed periodically including at each financial year end. Amortisation on additions and disposals during the year is provided on proportionate basis.

Estimated useful lives of intangible assets are given below:

Category of assets	Useful life (in years)
Software and licenses	3
Customer contracts	8
Customer relationship	10

Goodwill is measured at cost less accumulated impairment loss. Intangible assets with indefinite useful lives are not amortised, but are tested for impairment annually, either individually or at the cash-generating unit level. The assessment of indefinite life is reviewed annually to determine whether the indefinite life continues to be supportable.



Derecognition of intangible assets

An intangible asset is derecognised upon disposal (i.e., at the date the recipient obtains control) or when no future economic benefits are expected from its use or disposal. Any gain or loss arising upon derecognition of the asset (calculated as the difference between the net disposal proceeds and the carrying amount of the asset) is included in the statement of profit and loss, when the asset is derecognised.

h. Impairment

Impairment of financial assets

In accordance with Ind AS 109, the Company applies expected credit loss (ECL) model for measurement and recognition of impairment loss on the following financial assets and credit risk exposure:

- a) Financial assets which are measured at amortized cost e.g. other receivables, deposits etc.
- b) Trade receivables or contract assets/unbilled receivables or another financial asset that result from transactions that are within the scope of Ind AS 115.

For trade receivables and contract assets, the Company applies a simplified approach in calculating ECLs. Therefore, the Company does not track changes in credit risk, but instead recognises a loss allowance based on lifetime ECLs at each reporting date. The Company has established a provision policy that is based on its historical credit loss experience, adjusted for forward-looking factors specific to the debtors and the economic environment. For other financial assets, expected credit loss is measured at the amount equal to twelve months expected credit loss unless there has been a significant increase in credit risk from initial recognition, in which case those are measured at lifetime expected credit loss.

Write off

The gross carrying amount of a financial asset is written off (either partially or in full) to the extent that there is no realistic prospect of recovery. This is generally the case when the Company determines that the debtor does not have assets or sources of income that could generate sufficient cash flows to repay the amounts subject to the write-off. However, financial assets that are written off could still be subject to enforcement activities in order to comply with Company's procedures for the recovery of amount due.

Derecognition

A financial asset (or, where applicable, a part of a financial asset or part of a Company of similar financial assets) is primarily derecognised (i.e. removed from the Company's balance sheet) when:

The rights to receive cash flows from the asset have expired, or

The Company has transferred its rights to receive cash flows from the asset or has assumed an obligation to pay the received cash flows in full without material delay to a third party under a 'pass-through' arrangement; and either (a) the Company has transferred substantially all the risks and rewards of the asset, or (b) the Company has neither transferred nor retained substantially all the risks and rewards of the asset, but has transferred control of the asset.

When the Company has transferred its rights to receive cash flows from an asset or has entered into a pass-through arrangement, it evaluates if and to what extent it has retained the risks and rewards of ownership. When it has neither transferred nor retained substantially all of the risks and rewards of the asset, nor transferred control of the asset, the Company continues to recognise the transferred asset to the extent of the Company's continuing involvement. In that case, the Company also recognises an associated liability. The transferred asset and the associated liability are measured on a basis that reflects the rights and obligations that the Company has retained.

Continuing involvement that takes the form of a guarantee over the transferred asset is measured at the lower of the original carrying amount of the asset and the maximum amount of consideration that the Company could be required to repay.

Impairment of non-financial assets

In accordance with Ind AS 36, the Company assesses, at each reporting date, whether there is an indication that an asset may be impaired. If any indication exists, or when annual impairment testing for an asset is required, the Company estimates the asset's recoverable amount. An asset's recoverable amount is the higher of an asset's or cash-generating unit's (CGU) fair value less costs of disposal and its value in use. The recoverable amount is determined for an individual asset, unless the asset does not generate cash inflows that are largely independent of those from other assets or Company of assets. When the carrying amount of an asset or CGU exceeds its recoverable amount, the asset is considered impaired and is written down to its recoverable amount.

In assessing value in use, the estimated future cash flows are discounted to their present value using a pre-tax discount rate that reflects current market assessments of the time value of money and the risks specific to the asset. In determining fair value less costs of disposal, recent market transactions are taken into account. If no such transactions can be identified, an appropriate valuation model is used. These calculations are corroborated by valuation multiples, quoted share prices for publicly traded companies or other available fair value indicators.

(This space is intentionally left blank)



i. Leases

At inception of a contract, the Company assesses whether a contract is, or contains, a lease. A contract is, or contains, a lease if the contract conveys the right to control the use of an identified asset for a period of time in exchange for consideration.

Company as a lessee

The Company's lease asset class primarily consists of leases for buildings. The Company, at the inception of a contract, assesses whether the contract is a lease or not a lease. A contract is, or contains, a lease if the contract conveys the right to control the use of an identified asset for a period of time in exchange for a consideration. To assess whether a contract conveys the right to control the use of an identified asset, the Company assesses whether:

- (i) the contract involves the use of an identified asset;
- (ii) the Company has the right to obtain substantially all the economic benefits from use of the asset throughout the period of use; and
- (iii) the Company has the right to direct the use of the asset.

The Company recognises a right-of-use asset and a lease liability at the lease commencement date. The cost of the right-of-use asset measured at inception shall comprise of the amount of the initial measurement of the lease liability adjusted for any lease payments made at or before the commencement date less any lease incentives received, plus any initial direct costs incurred and an estimate of costs to be incurred by the lessee in dismantling and removing the underlying asset or restoring the underlying asset or site on which it is located. The right-of-use assets is subsequently measured at cost less any accumulated depreciation, accumulated impairment losses, if any and adjusted for any remeasurement of the lease liability. The right-of-use asset is subsequently depreciated using the straight-line method from the commencement date to the end of the lease term. Right-of-use assets are tested for impairment whenever there is any indication that their carrying amounts may not be recoverable. Impairment loss, if any, is recognised in the Statement of Profit and Loss.

The Company measures the lease liability at the present value of the lease payments that are not paid at the commencement date of the lease. The lease payments are discounted using the interest rate implicit in the lease, if that rate can be readily determined. If that rate cannot be readily determined, the Company uses incremental borrowing rate. For leases with reasonably similar characteristics, the Company, on a lease by lease basis, may adopt either the incremental borrowing rate specific to the lease or the incremental borrowing rate for the portfolio as a whole. The lease payments shall include fixed payments, variable lease payments, residual value guarantees, exercise price of a purchase option where the Company is reasonably certain to exercise that option and payments of penalties for terminating the lease, if the lease term reflects the lessee exercising an option to terminate the lease. The lease liability is subsequently remeasured by increasing the carrying amount to reflect interest on the lease liability, reducing the carrying amount to reflect the lease payments made and remeasuring the carrying amount to reflect any reassessment or lease modifications or to reflect revised in-substance fixed lease payments. The Company recognises the amount of the remeasurement of lease liability due to modification as an adjustment to the right-of-use asset and Statement of Profit and Loss depending upon the nature of modification. Where the carrying amount of the right-of-use asset is reduced to zero and there is a further reduction in the measurement of the lease liability, the Company recognises any remaining amount of the re-measurement in the Statement of Profit and Loss. **Also refer last footnote to note 4b.**

The Company has elected not to recognise right-of-use assets and lease liabilities for short-term leases that have a lease term of 12 months or less and leases of low-value assets. The Company recognises the lease payments associated with these leases as an expense on a straight-line basis over the lease term.

Critical judgements in determining the lease term -

In determining the lease term, management considers all facts and circumstances that create an economic incentive to exercise an extension option, or not exercise a termination option. Extension options (or periods after termination options) are only included in the lease term if the lease is reasonably certain to be extended (or not terminated).

For leases of buildings, the following factors are normally the most relevant:

- (a) If there are significant penalties to terminate (or not extend), the Company is typically reasonably certain to extend (or not terminate).
- (b) Otherwise, the Company considers other factors including historical lease durations and the costs and business disruption required to replace the leased asset.

j. Employee benefits

(i) Short-term employee benefits:

Employee benefits payable wholly within twelve months of receiving employee services are classified as short-term employee benefits. These benefits include salaries and wages, bonus, incentives and ex-gratia. The undiscounted amount of short-term employee benefits expected to be paid in exchange for employee services is recognized as an expense for the related service rendered by employees.

(ii) Post-employment benefits:

Defined contribution plans:

A defined contribution plan is a post-employment benefit plan under which an entity pays specified contributions to a separate entity and has no obligation to pay any further amounts. The Company makes specified monthly contributions towards employee provident fund and employees state insurance to a Government administered scheme which is a defined contribution plan. The Company's contribution is recognized as an expense in the Statement of Profit and Loss during the period in which the employee renders the related service.

Defined benefit plans:

The Company's gratuity benefit scheme is a defined benefit plan. The Company's net obligation in respect of a defined benefit plan is calculated by estimating the amount of future benefit that employees have earned in return for their service in the current and prior periods; that benefit is discounted to determine its present value.

The present value of the obligation under such benefit plan is determined by independent qualified actuary using the Projected Unit Credit Method which recognizes each period of service that give rise to additional unit of employee benefit entitlement and measures each unit separately to build up the final obligation.

The obligation is measured at present values of estimated future cash flows. The discounted rates used for determining the present value are based on the market yields on Government Securities as at the balance sheet dates. The Company classifies the gratuity as current and non-current based on the expected payments as per actuarial valuation report.

Actuarial gains or losses are recognised in other comprehensive income. Further, the profit or loss does not include an expected return on plan assets. Instead net interest recognised in Statement of Profit and Loss is calculated by applying the discount rate used to measure the defined benefit obligation to the net defined benefit liability or asset. The actual return on the plan assets above or below the discount rate is recognised as part of re-measurement of net defined liability or asset through other comprehensive income.

Re-measurements comprising actuarial gains or losses and return on plan assets (excluding amounts included in net interest on the net defined benefit liability) are not reclassified to Statement of Profit and Loss in subsequent periods.

Changes in the present value of the defined benefit obligation resulting from plan amendments or curtailments are recognised immediately in the Statement of Profit and Loss as past service cost.

The Company has considered only such changes in legislation which have been enacted upto the balance sheet date for the purpose of determining defined benefit obligation.



j. Employee benefits (continued)

Compensated absences:

The employees can carry-forward a portion of the unutilised accrued compensated absences and utilise it in future service periods. The Company records an obligation for such compensated absences in the period in which the employee renders the services that increase this entitlement. The obligation is measured by independent qualified actuary using the Projected Unit Credit Method. Accumulated leave, which is expected to be utilized within the next 12 months, is treated as short-term employee benefit.

k. Taxation

Income tax comprises current and deferred tax. Income tax expense is recognised in the Statement of Profit and Loss except to the extent it relates to a business combination, or items directly recognized in equity or in other comprehensive income.

Current tax

Current tax comprises the expected tax payable (or receivable) on the taxable income for the year and any adjustment to the tax payable (or receivable) in respect of previous years. The amount of current tax reflects the best estimate of the tax amount expected to be paid (or received) after considering the uncertainty, if any, related to income taxes. It is measured using tax rates (and tax laws) enacted or substantively enacted by the reporting dates.

Current tax assets and current tax liabilities are offset only if there is a legally enforceable right to set off the recognised amounts, and it is intended to realize the assets and settle the liability on a net basis or simultaneously.

Deferred tax

Deferred tax is recognized in respect of temporary differences between the carrying amounts of assets and liabilities for financial reporting purposes and the corresponding amounts used for taxation purposes. Deferred tax is also recognized in respect of carried forward tax losses and tax credits (if any). Deferred tax is not recognized for:

- temporary differences arising on the initial recognition of assets or liabilities in a transaction that is not a business combination and that affects neither accounting nor taxable profit or loss at the time of transaction
- temporary differences related to investments in subsidiary and associates, when the timing of the reversal of the temporary differences can be controlled and it is probable that the temporary differences will not reverse in the foreseeable future.

Deferred tax assets are recognized to the extent that it is probable that future taxable profits will be available against which they can be used. The existence of unused tax losses is strong evidence that future taxable profit may not be available. Therefore, in case of a history of recent losses, the Company recognizes a deferred tax asset only to the extent that it has sufficient taxable temporary differences or there is convincing other evidence that sufficient taxable profit will be available against which such deferred tax asset can be realized. Deferred tax assets recognized or unrecognized are reviewed at each reporting date and are recognized /reduced to the extent that it is probable / no longer probable respectively that the related tax benefit will be realized.

Deferred tax is measured at the tax rates that are expected to apply to the period when the asset is realized or the liability is settled, based on the laws that have been enacted or substantively enacted by the reporting date. The measurement of deferred tax reflects the tax consequences that would follow from the manner in which the Company expects, at the reporting date, to recover or settle the carrying amount of its assets and liabilities.

Deferred tax assets and liabilities are offset if there is a legally enforceable right to offset current tax liabilities and assets, and they relate to income taxes levied by the same tax authority on the same taxable entity, or on different tax entities, but they intend to settle current tax liabilities and assets on a net basis or their tax assets and liabilities will be realized simultaneously.

Deferred tax relating to items recognised outside profit or loss is recognised either in other comprehensive income (OCI). Deferred tax items are recognised in correlation to the underlying transaction either in OCI or directly in equity.

l. Cash and cash equivalents

Cash and cash equivalents in the Balance Sheet comprise cash at banks and on hand and short-term deposits with an original maturity of three months or less, which are subject to an insignificant risk of changes in value.

For the purpose of the Statement of Cash Flows, cash and cash equivalents consist of cash excluding restricted cash balance and short-term deposits, as defined above, net of outstanding bank overdrafts as they are considered an integral part of the Company's cash management. Any cash and cash equivalents, other bank balances with significant restrictions with regards to the Company's ability to freely use it is disclosed appropriately by way of a foot note.

m. Non-current Assets held for sale and discontinued operations

A discontinued operation is a component of the entity that has been disposed of or is classified as held for sale and that represents a separate major line of business or geographical area of operations, is part of a single coordinated plan to dispose of such a line of business or area of operations, or is a subsidiary acquired exclusively with a view to resale. The results of discontinued operations are presented separately in the Statement of Profit and Loss.

The post-tax profit or loss of discontinued operations and the post-tax gain or loss recognised on the measurement to fair value less costs to sell or on the disposal of the assets constituting the discontinued operation shall be disclosed separately as a single amount in the Statement of Profit and Loss.

An analysis of the single amount into the revenue, expenses and pre-tax profit or loss of discontinued operations, the related income tax expense as required by Ind AS 12 and the gain or loss recognised on the measurement to fair value less costs to sell or on the disposal of the assets constituting the discontinued operation along with the related income tax expense thereon as required by Ind AS 12 may be presented in the notes or in the Statement of Profit and Loss.

(This space is intentionally left blank)



n. Provisions (other than for employee benefits) and contingent liabilities

Provisions are recognized when there is a present obligation (legal or constructive) as a result of a past event, it is probable that an outflow of resources embodying economic benefits will be required to settle the obligation and a reliable estimate can be made of the amount of the obligation.

The expenses relating to a provision is presented in the Statement of Profit and Loss net of any reimbursement.

If the effect of the time value of money is material, provisions are determined by discounting the expected future cash flows specific to the liability. The unwinding of the discount is recognised as finance cost.

A provision for onerous contracts is measured at the present value of the lower of the expected cost of terminating the contract and the expected net cost of continuing with the contract. Before a provision is established, the Company recognises any impairment loss on the assets associated with that contract.

A disclosure for a contingent liability is made when there is a possible obligation or a present obligation that may, but will probably not, require an outflow of resources. When there is a possible obligation or a present obligation in respect of which the likelihood of outflow of resources is remote, no provision disclosure is made.

A contingent asset is not recognised but disclosed in the Company's financial statements where an inflow of economic benefit is probable.

Commitments includes the amount of open purchase orders (net of advance) issued to parties for completion of assets. Provisions, contingent assets, contingent liabilities and commitments are reviewed at each closing date.

o. Cash dividend

The Company recognises a liability to make cash distributions to equity holders when the distribution is authorised and the distribution is no longer at the discretion of the Company. As per the corporate laws in India, a distribution is authorised when it is approved by the shareholders (in the case of interim dividend it is approved by the Board of Directors). A corresponding amount is recognised directly in equity.

p. Share-based compensation:

The expenses relating to share-based payments in the Statement of Profit and Loss are recognised using fair value in accordance with Ind AS 102, Share-Based Payment. These Employee Stock Options Scheme ("ESOS 2012") granted are measured by reference to the fair value of the instrument at the date of grant.

The expense is recognized in the Statement of Profit and Loss with a corresponding increase to the employee stock option plan reserve, a component of equity. The equity instruments generally vest in a graded manner over the vesting period. The fair value determined at the grant date is expensed over the vesting period of the respective tranches of such grants (accelerated amortization).

When the terms of an equity-settled award are modified, the minimum expense recognised is the expense had the terms had not been modified, if the original terms of the award are met. An additional expense is recognised for any modification that increases the total fair value of the share based payment transaction, or is otherwise beneficial to the employee as measured at the date of modification.

The dilutive effect of outstanding options is reflected as additional share dilution in the computation of diluted earnings per share

Medi Assist Healthcare Services Limited being the Holding Company, has given employee stock option scheme (ESOS) to the employees of the Company. The Company's eligible employees as defined in the "ESOS 2013" scheme are entitled to ESOS of the Holding Company. Pursuant to Ind AS 102 'Share-based Payment', the Company recognises an expense in the Statement of Profit and Loss based on the fair value of the stock options as at grant date. The expenses are amortised over the vesting period. The corresponding credit is given to other equity in the statement of changes in equity, because the award represents in substance equity contribution by the Holding Company. The equity instruments generally vest in a graded manner over the vesting period. The fair value determined at the grant date is expensed over the vesting period of the respective tranches of such grants (accelerated amortization). The cumulative expense recognised for stock options at each reporting date until the vesting date reflects the extent to which the vesting period has expired and the Company's best estimate of the number of equity instruments that will ultimately vest.

q. Recent pronouncements on Indian Accounting Standards (Ind AS):

The Ministry of Corporate Affairs (MCA) notifies new standards or amendments to the existing standards under Companies (Indian Accounting Standards) Rules as issued from time to time. On March 31, 2023, MCA amended the Companies (Indian Accounting Standards) Amendment Rules, 2023, as below:

Ind AS 1 – Presentation of Financial Statements

The amendments require companies to disclose their material accounting policies rather than their significant accounting policies. Accounting policy information, together with other information, is material when it can reasonably be expected to influence decisions of primary users of general purpose financial statements. The Company does not expect this amendment to have any significant impact in its financial statements.

Ind AS 8 – Accounting Policies, Changes in Accounting Estimates and Errors

The amendments will help entities to distinguish between accounting policies and accounting estimates. The definition of a change in accounting estimates has been replaced with a definition of accounting estimates. Under the new definition, accounting estimates are "monetary amounts in financial statements that are subject to measurement uncertainty". Entities develop accounting estimates if accounting policies require items in financial statements to be measured in a way that involves measurement uncertainty. The Company does not expect this amendment to have any significant impact in its financial statements.

Ind AS 12 - Income Taxes

This amendment has narrowed the scope of the initial recognition exemption so that it does not apply to transactions that give rise to equal and offsetting temporary differences. The effective date for adoption of this amendment is annual periods beginning on or after April 1, 2023. The Company has evaluated the amendment and there is no impact on its Standalone financial statements

(This space is intentionally left blank)



3 Property, plant and equipment*

Particulars	Leasehold improvements	Furniture and fixtures	Office equipment	Computers	Electrical equipment	Air conditioners	Total
Cost							
Balance at April 01, 2021	93.74	75.32	100.63	186.24	17.89	23.31	497.13
Reclassification/adjustments	43.16	(14.27)	5.00	(10.90)	(16.52)	(6.47)	-
Additions	-	0.55	4.68	46.11	-	-	51.34
Disposals	(0.18)	(2.89)	(30.93)	(3.59)	(0.26)	(1.94)	(39.79)
Balance at March 31, 2022	136.72	58.70	79.38	217.87	1.11	14.90	508.68
Additions	39.75	0.21	11.90	81.53	-	0.23	133.62
Disposals	(5.94)	(2.06)	(37.89)	(62.95)	(0.01)	(0.23)	(109.08)
Balance at March 31, 2023	170.53	56.85	53.39	236.45	1.10	14.90	533.22
Accumulated depreciation							
Balance at April 01, 2021	50.55	21.88	44.95	143.46	9.70	12.39	282.93
Reclassification/adjustments	17.82	(3.32)	6.19	(7.69)	(8.60)	(4.39)	-
Depreciation charge for the year	23.68	5.49	24.67	29.48	0.05	2.31	85.67
Disposals	(0.18)	(1.63)	(15.29)	(3.57)	(0.20)	(1.79)	(22.66)
Balance at March 31, 2022	91.87	22.42	60.51	161.67	0.95	8.52	345.94
Depreciation charge for the year	22.96	5.52	7.97	41.19	0.03	2.20	79.87
Disposals	(5.94)	(1.26)	(35.55)	(62.72)	(0.01)	(0.22)	(105.70)
Balance at March 31, 2023	108.89	26.68	32.93	140.14	0.97	10.50	320.11
Net book value as at March 31, 2023	61.64	30.17	20.46	96.31	0.13	4.40	213.11
Net book value as at March 31, 2022	44.85	36.28	18.87	56.20	0.16	6.38	162.74

*All property, plant and equipment are held in the name of the Company (other than properties where the company is the lessee and the lease agreements are duly executed in favour of the lessee).

(This space is intentionally left blank)



4 (a) Right-of-use assets

Particulars	Buildings	Total
Gross carrying value		
Balance at April 01, 2021	386.94	386.94
Additions	24.36	24.36
Disposals	-	-
Lease modification entered during the year	(1.78)	(1.78)
Balance at March 31, 2022	409.52	409.52
Additions	191.58	191.58
Disposals	(26.93)	(26.93)
Balance at March 31, 2023	574.17	574.17
Accumulated amortisation		
Balance at April 01, 2021	154.28	154.28
For the year	80.57	80.57
Disposals	-	-
Balance at March 31, 2022	234.85	234.85
For the year	91.18	91.18
Disposals	(5.18)	(5.18)
Balance at March 31, 2023	320.85	320.85
Net book value as at March 31, 2023	253.32	253.32
Net book value as at March 31, 2022	174.67	174.67

4 (b) Lease liabilities

A The following is the movement of lease liabilities

Particulars	As at March 31, 2022
Balance at April 01, 2021	297.25
Additions	23.86
Lease modification entered during the year	(7.45)
Accretion of interest	22.92
Rent concession	(6.62)
Payment (including interest) of lease liabilities	(100.97)
Balance at March 31, 2022	228.99
Particulars	As at March 31, 2023
Balance at April 01, 2022	228.99
Additions	177.95
Disposals	(31.42)
Accretion of interest	21.69
Payment (including interest) of lease liabilities	(119.58)
Balance at March 31, 2023	277.63

B The following is the break-up of lease liabilities:

Particulars	As at March 31, 2023	As at March 31, 2022
Current lease liabilities	100.12	82.16
Non-current lease liabilities	177.51	146.83
Total	277.63	228.99

C The table below provides details regarding the contractual maturities of lease liabilities on an undiscounted basis:

Particulars	As at March 31, 2023	As at March 31, 2022
Less than one year	118.16	100.18
One to five years	179.85	149.88
Total	298.01	250.06

D Amount recognized in Statement of Profit and Loss

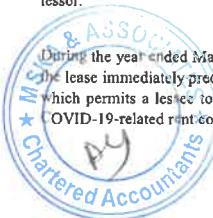
The Company has applied weighted average incremental borrowing rate of 9% per annum for lease liabilities recognised in the balance sheet. The Company does not face a significant liquidity with regards to its lease liability as the current assets are sufficient to meet the obligations related to lease liability as and when they falls due. The following are the amounts recognised in the statement of profit and loss:

Particulars	For the year ended March 31, 2023	For the year ended March 31, 2022
Interest expense on lease liabilities	21.69	22.92
Amortisation expense of right-of-use assets	91.18	80.57
	10.10	5.67
Gain or (loss) for termination/modification of lease contract		
Expense relating to short-term leases and low value assets- presented under other expenses- Rent	8.72	14.31
Less: Rent concession due to COVID-19- presented under other expenses- Rent		(6.62)

During the year ended March 31, 2023, the Company incurred expenses amounting to Rs. 8.72 million (March 31, 2022: Rs. 14.31 million) for short-term leases and leases of low-value assets. For the year ended 31 March 2023, the total cash outflows for leases, including short-term leases and low-value assets amounted to Rs. 128.3 million (March 31, 2022 : Rs. 115.27 million).

The Company leases various office buildings. Rental contracts are generally made for fixed periods of 4 months to 9 years. Lease terms are negotiated on an individual basis and contain a wide range of different terms and conditions. The lease agreements do not impose any covenants other than the security deposits in the leased assets that are held by the lessor.

During the year ended March 31, 2022, the Company received rent concessions as a consequence of COVID-19. Since, the change in lease payments is less than the consideration for the lease immediately preceding the change and there was no substantive change to other terms and conditions of the lease, the Company has elected to apply the practical expedient which permits a lessee to elect not to assess whether a COVID-19-related rent concession as a lease modification. Consequently, the change in lease payments resulting from the COVID-19-related rent concession is accounted for in the same way it would account for the change applying Ind AS 116 if the change were not a lease modification.



5 Goodwill

Particulars	Goodwill
Gross carrying value	
Balance at April 01, 2021	217.63
Additions	-
Disposals	-
Balance at March 31, 2022	217.63
Additions	-
Disposals	-
Balance at March 31, 2023	217.63
Accumulated impairment loss	
Balance at April 01, 2021	-
For the year	-
Balance at March 31, 2022	-
For the year	-
Disposals	-
Balance at March 31, 2023	-
Net book value as at March 31, 2023	217.63
Net book value as at March 31, 2022	217.63

Impairment testing for goodwill:

For the purpose of impairment testing, goodwill is allocated to health benefits administration and health management services which is considered as cash generating unit (CGU). The recoverable amount of the CGU is based on value in use, estimated using discounted cash flows.

The key assumptions used in the estimation of the recoverable amount are set out below. The value assigned to the key assumptions represents management's assessment of future trends in the relevant industries and have been based on historical data from both external and internal source.

Particulars	March 31, 2023	March 31, 2022
Discount rate	18.13%	16.30%
Terminal growth rate	5.00%	4.00%
Budgeted EBITDA * growth rate	23.01%	18.00%

* EBITDA refers to earnings before interest, tax, depreciation and amortisation.

The discount rate is a post-tax measure estimated based on the historical industry average weighted-average cost of capital.

The cash flow projections includes specific estimates for five years and a terminal growth rate thereafter. The terminal growth rate has been determined based on management's estimates of long-term compound annual EBITDA growth rate.

Budgeted EBITDA has been estimated taking into account past experience adjusted as follows:

- (i) Revenue growth has been projected taking into account the average growth rate levels experienced over past five years and the estimated fees and fees percentage growth for the next five years. It has been assumed that the fee share would increase in line with the forecast inflation over the next five years.

(ii) Based on the assessment, the Company determined that the estimated recoverable value of the CGU is higher than its carrying cost and consequently, the Company has not recorded any impairment loss following the "impairment of assets".

Surance TPA Private Limited
Assist Insurance
Guidance under Ind AS 36

Medi Assist Insurance TPA Private Limited
Notes to the financial statements (continued)

(All amounts are in Indian Rupees in millions, unless otherwise stated)

6 Other intangible assets

Particulars	Software and licenses	Customer relationship	Customer contracts	Total
Cost				
Balance at April 01, 2021	91.36	297.76	20.30	409.42
Additions	0.17	-	-	0.17
Disposals	(0.11)	-	-	(0.11)
Balance at March 31, 2022	91.42	297.76	20.30	409.48
Additions	1.41	-	-	1.41
Disposals	(0.50)	-	-	(0.50)
Balance at March 31, 2023	92.33	297.76	20.30	410.39
Accumulated amortisation				
Balance at April 01, 2021	89.83	135.29	6.99	232.11
For the year	1.08	29.55	2.54	33.17
Disposals	(0.11)	-	-	(0.11)
Balance at March 31, 2022	90.80	164.84	9.53	265.17
For the year	0.45	29.53	2.53	32.51
Disposals	(0.50)	-	-	(0.50)
Balance at March 31, 2023	90.75	194.37	12.06	297.18
Net book value as at March 31, 2023	1.58	103.39	8.24	113.21
Net book value as at March 31, 2022	0.62	132.92	10.77	144.31



(This space is intentionally left blank)



Medi Assist Insurance TPA Private Limited**Notes to the financial statements***(All amounts are in Indian Rupees in millions, unless otherwise stated)***7 Non-current financial assets****7 (a) Other financial assets**

Particulars	As at March 31, 2023	As at March 31, 2022
Unsecured, considered good		
Financial assets at amortised cost		
Security deposits	41.23	12.48
Earnest money deposit	4.80	6.85
Bank deposits with more than 12 months maturity	3.68	5.79
Total	49.71	25.12
Refer note 31		

8 Income tax assets (net)

Particulars	As at March 31, 2023	As at March 31, 2022
Advance tax, net of provisions [Provisions Rs. 1,007.14 million (March 31, 2022 Rs. 747.61 million)]	552.59	474.58
Income tax assets (net)	552.59	474.58

9 Deferred tax assets (net)

Particulars	As at March 31, 2023	As at March 31, 2022
Deferred tax assets		
Provision for employee benefits	43.62	36.48
Lease liabilities	69.87	57.63
Allowance for expected credit losses on trade receivables, unbilled and other receivables, advances	43.63	58.90
Other provisions	8.97	8.04
Total deferred tax assets	166.09	161.05
Deferred tax liabilities		
Right-of-use asset	63.75	43.96
Temporary difference arising from fair value adjustment of financial assets - Investments	4.03	12.23
Excess of depreciation on property, plant and equipment (including intangible assets) under Income-tax Act, 1961 over depreciation under Companies Act, 2013	43.13	52.79
Total deferred tax liabilities	110.91	108.98
Deferred tax assets (net) (refer note 33)	55.18	52.07

10 Other non-current assets

Particulars	As at March 31, 2023	As at March 31, 2022
Unsecured, considered good		
Capital advances	24.59	0.78
Advances other than capital advances		
Prepaid expenses	5.69	3.01
Total	30.28	3.79



Medi Assist Insurance TPA Private Limited**Notes to the financial statements***(All amounts are in Indian Rupees in millions, unless otherwise stated)***As at March 31, 2022**

Particulars	Unbilled	Not due	Less than 6 Months	6 Months - 1 Year	1-2 Years	2-3 Years	More than 3 Years	Total
Undisputed trade receivable - considered good	686.40	79.06	205.98	38.86	17.21	10.89	7.64	1,046.04
Undisputed trade receivable - which have significant increase in credit risk	-	-	-	-	-	-	-	-
Undisputed trade receivable - credit impaired	8.38	-	12.28	7.34	8.34	33.29	134.95	204.58
Disputed trade receivable - considered good	-	-	-	-	-	-	-	-
Disputed trade receivable - which have significant increase in credit risk	-	-	-	-	-	-	-	-
Disputed trade receivable - credit impaired	-	-	-	-	-	-	-	-
Total	694.78	79.06	218.26	46.20	25.55	44.17	142.59	1,250.62

*Set out below is the movement in the allowance for expected credit losses of trade receivables:

Particulars	As at March 31, 2023	As at March 31, 2022
Opening balance	204.58	291.42
Provision for expected credit losses (net of reversals)	16.73	15.65
Bad debts written off	(80.84)	(102.49)
Closing balance	140.47	204.58

The Company does not charge any interest on overdue payments. Further, the average credit period ranges between 80 to 100 days.

No trade receivables are due from directors or other officers of the Company either severally or jointly with any other person. Further no trade receivables are due from firms or private companies respectively in which any director is a partner, a director or a member.

11 (c) Cash and cash equivalents

Particulars	As at March 31, 2023	As at March 31, 2022
At amortised cost		
Cash on hand	0.22	0.15
Balances with banks		
-In current accounts	194.69	111.53
Total	194.91	111.68

The Company's exposure to credit risk is disclosed in note 32 (ii). Also refer note 31.

11 (d) Bank balances other than cash and cash equivalents above

Particulars	As at March 31, 2023	As at March 31, 2022
At amortised cost		
- Deposits with original maturity of more than three months but less than twelve months*	689.33	454.91
-In deposits with original maturity of less than 3 months**	836.00	-
Total	1,525.33	454.91

* The above includes bank deposits amounting to Rs 99.17 million (March 31, 2022: Rs 22.18 million) which are under lien with bank towards bank guarantee issued towards insurance companies.

** It includes fixed deposit (linked to Escrow account) with a schedule bank which represents money earmarked for a proposed acquisition. However, the interest accrued on the same shall be to the exclusive benefit of the Company.

The Company's exposure to credit risk is disclosed in note 32 (ii). Also refer note 31.

(This space is intentionally left blank)

Medi Assist Insurance TPA Private Limited**Notes to the financial statements***(All amounts are in Indian Rupees in millions, unless otherwise stated)***11 (e) Other financial assets**

Particulars	As at March 31, 2023	As at March 31, 2022
At amortised cost		
Considered good - unsecured		
Security deposits	11.55	30.36
Earnest money deposit	13.85	6.73
Other receivables	98.04	100.27
Advances to employees	9.15	4.88
Accrued interest income	5.59	2.88
Unsecured, considered doubtful		
Other receivables	13.32	13.32
Less: Allowance for doubtful receivables	(13.32)	(13.32)
Security deposits	-	0.08
Less: Provision for security deposits	-	(0.08)
Total	138.18	145.12

The Company's exposure to credit risk is disclosed in note 32 (ii). Also refer note 31.

12 Other current assets

Particulars	As at March 31, 2023	As at March 31, 2022
Unsecured considered good		
Balances with government authorities	125.98	144.97
Advances to suppliers	40.35	13.17
Prepaid expenses	37.60	13.53
Considered doubtful - unsecured		
Advance to supplier	19.58	16.14
Less: Provision for advance to supplier	(19.58)	(16.14)
Total	203.93	171.67

(This space is intentionally left blank)



13 Equity share capital

Particulars	As at	
	March 31, 2023	March 31, 2022
Authorised share capital:		
6,020,000 (March 31, 2022: 6,020,000) equity shares of Rs 10 each	60.20	60.20
	60.20	60.20
Issued, subscribed and fully paid-up shares:		
4,012,370 (March 31, 2022: 4,012,370) equity shares of Rs 10 each	40.12	40.12
Total	40.12	40.12

a) Reconciliation of the number of shares outstanding at the beginning and at the end of the reporting period:

Particulars	As at March 31, 2023		As at March 31, 2022	
	Number of shares	Amount	Number of shares	Amount
Equity shares				
At the beginning of the year	4,012,370	40.12	4,012,370	40.12
Share issued during the year	-	-	-	-
Balance at the end of the reporting year	4,012,370	40.12	4,012,370	40.12

b) Terms/rights attached to equity shares:

The Company has only one class of shares referred to as equity shares having a par value of Rs. 10/- each. Each holder of equity shares is entitled to one vote per share. Voting rights cannot be exercised in respect of shares on which any call or other sum presently payable has not been paid. Failure to pay any amount called up on shares may lead to forfeiture of shares.

The dividend proposed by the Board of Directors is subject to the approval of the shareholders in the ensuing Annual General Meeting, except in case of interim dividend.

In the event of liquidation of the Company, the holders of equity shares will be entitled to receive any of the remaining assets of the Company, after distribution of all preferential amounts. The distribution will be in proportion to the number of equity shares held by the shareholders.

c) Shares held by holding Company:

Out of equity shares issued by the Company, shares held by its holding Company are as below:

Particulars	As at March 31, 2023		As at March 31, 2022	
	Number of shares	Amount	Number of shares	Amount
Medi Assist Healthcare Services Limited (includes 5 equity shares held jointly with one of the directors)	4,012,370	40.12	4,012,370	40.12
4,012,370 (March 31, 2022: 4,012,370) equity shares of Rs. 10 each fully paid-up				

d) Details of shareholders holding more than 5% shares in th Company

Particulars	As at March 31, 2023		As at March 31, 2022	
	Number of shares	% of Holding	Number of shares	% of Holding
Medi Assist Healthcare Services Limited (includes 5 equity shares held jointly with one of the directors)	4,012,370	100.00%	4,012,370	100.00%
4,012,370 (March 31, 2022: 4,012,370) equity shares of Rs. 10 each fully paid-up				

As per records of the Company, including its register of shareholders/ members and other declarations received from shareholders regarding beneficial interest, the above shareholding represents both legal and beneficial ownerships of shares.

e) Shares reserved for issue under employee stock option scheme

Particulars	As at March 31, 2023		As at March 31, 2022	
	Number of options	Amount	Number of options	Amount
Under employee stock option scheme, 2012: Nil (March 31, 2022: 304,940) equity shares of Rs. 10 each (refer note 29, 29A and 30)	-	-	304,940	3.05

f) The Company has not allotted any fully paid up equity share by way of bonus shares, or in pursuant to contract without payment being received in cash nor has bought back any class of equity shares during the period of five year immediately preceding the balance sheet date.

g) The Company's objective for capital management is to maximise shareholder value, safeguard business continuity and support the growth of the Company. The Company determines the capital requirement based on annual operating plans, long-term and other strategic investment plans. The funding requirements are met through equity and operating cash flows generated. The Company is not subject to any externally imposed capital requirements.

(This space is intentionally left blank)



Medi Assist Insurance TPA Private Limited

Notes to the financial statements

(All amounts are in Indian Rupees in millions, unless otherwise stated)

i) Details of equity shares (of Rs. 10 each fully paid up) held by promoters

As at March 31, 2023

Promoter name	No of shares at the beginning of the year	Change during the year	No of shares at the end of the year	% of total shares	% Change duiring the year
Medi Assist Healthcare Services Limited	4,012,370	-	4,012,370	100.00%	-
Total	4,012,370	-	4,012,370	100.00%	-

As at March 31, 2022

Promoter name	No of shares at the beginning of the year	Change during the year	No of shares at the end of the year	% of total shares	% Change duiring the year
Medi Assist Healthcare Services Limited	4,012,370	-	4,012,370	100.00%	-
Total	4,012,370	-	4,012,370	100.00%	-

14 Other equity

Particulars	As at March 31, 2023	As at March 31, 2022
(a) Retained earnings		
Balance at the beginning of the year	2,042.06	1,604.85
Movement during the year		
Total comprehensive income for the year (including other comprehensive (expense)/income)	769.64	437.21
Towards employee stock option cancellation (refer note 30)	(119.69)	-
Dividend paid during the year*	(200.00)	-
Balance at the end of the year	2,492.02	2,042.06
(b) Employee stock option reserve		
Balance at the beginning of the year	21.57	21.57
Adjustment towards employee stock option cancellation (refer note 30)	(21.57)	-
Balance at the end of the year	-	21.57
(c) Other equity		
Balance at the beginning of the year	8.04	-
Movement during the year	11.67	8.04
Balance at the end of the year	19.71	8.04
Total (a+b+c)	2,511.72	2,071.67

Nature and purpose of reserves

(a) Retained earnings

Retained earnings are the profits that the Company has earned till date less dividends or other distributions to shareholders. Retained earnings includes re-measurement loss/(gain) on defined benefit plans, net of taxes that will not be reclassified to statement of profit and loss. Retained earnings is a free reserve available to the Company.

(b) Employee stock option reserve

The employee stock option outstanding account is used to recognize grant date fair value of the options issued to the employees of Company and its Holding Company under the Company's stock option plan. For further details refer note 30 for Employee stock option scheme details.

(c) Other equity

Other equity is mainly on account of ESOP expense incurred by the Company on account of ESOP options issued by Holding Company (refer note 30).

*The Board of Directors of the Company in its meeting held on March 11, 2023 declared an interim dividend of Rs. 49.84 per equity share. Dividends declared by the Company are based on the profits available for distribution and the same has been distributed during the year.

(This space is intentionally left blank)



15 Provisions (non-current)

Particulars	As at March 31, 2023	As at March 31, 2022
Provision for employee benefits:		
Gratuity (refer note 28)	119.01	103.16
Total	119.01	103.16

16 Current financial liabilities

16 (a) Trade payables

Particulars	As at March 31, 2023	As at March 31, 2022
At amortised cost		
Total outstanding dues of micro enterprises and small enterprises (refer, note 40 for details of dues to micro and small enterprises)	68.02	31.36
Total outstanding dues of creditors other than micro enterprises and small enterprises (refer note 39 for trade payables to related to related parties)	258.38	429.50
Total	326.40	460.86

Refer note 31

Trade payable ageing schedule:

As at March 31, 2023	Outstanding for the following periods from due date of payments							Total
	Unbilled dues	Not due	Less than 1 year	1-2 years	2-3 years	More than 3 years		
Total outstanding dues of micro enterprises and small enterprises	17.71	4.36	44.84	1.11	-	-	68.02	
Total outstanding dues of creditors other than micro enterprises and small enterprises	86.77	71.49	74.07	19.22	4.02	2.81	258.38	
Disputed dues of micro enterprises and small enterprises	-	-	-	-	-	-	-	
Disputed dues of creditors other than micro enterprises and small enterprises	-	-	-	-	-	-	-	
Total	104.48	75.85	118.91	20.33	4.02	2.81	326.40	

As at March 31, 2022	Outstanding for the following periods from due date of payments							Total
	Unbilled dues	Not due	Less than 1 year	1-2 years	2-3 years	More than 3 years		
Total outstanding dues of micro enterprises and small enterprises	8.77	3.72	0.28	1.37	-	-	14.15	
Total outstanding dues of creditors other than micro enterprises and small enterprises	110.51	274.13	40.33	1.73	0.16	2.65	429.50	
Disputed dues of micro enterprises and small enterprises	-	5.94	9.41	1.19	0.68	-	17.21	
Disputed dues of creditors other than micro enterprises and small enterprises	-	-	-	-	-	-	-	
Total	119.29	283.78	50.02	4.29	0.83	2.65	460.86	

Trade payables (other than outstanding dues of micro and small enterprises) are non interest bearing and are usually settled within 70 - 100 days

16 (b) Other financial liabilities*

Particulars	As at March 31, 2023	As at March 31, 2022
At amortised cost		
Employee benefits payable	52.37	36.98
Creditors for capital goods	11.32	-
Other payables (refer note 39 for other receivables from related parties)	4.05	41.39
Liabilities towards employee stock option (refer note 30)	141.25	-
Total	208.99	78.37

*refer note 31

17 Contract liabilities

Particulars	As at March 31, 2023	As at March 31, 2022
Contract liabilities	1,664.64	1,536.96
Total	1,664.64	1,536.96

Also refer note 20.

18 Provisions (current)

Particulars	As at March 31, 2023	As at March 31, 2022
Provision for employee benefits:		
Gratuity (refer note 28)	50.34	36.50
Employee compensated absences	3.99	5.32
	(A)	41.82
Provision for claims disallowed:		
Balance at the beginning of the year	19.78	18.78
Provision created during the year	70.83	55.68
Reversed/ Utilisation during the year	(66.10)	(54.68)
Balance at the end of the year	(B)	19.78
Total	(A+B)	61.60

19 Other current liabilities

Particulars	As at March 31, 2023	As at March 31, 2022
Statutory liabilities payable*	79.07	166.64
Total	79.07	166.64

*includes statutory dues with respect to GST, withholding taxes, provident fund etc.

(This space is intentionally left blank)



20 Revenue from contracts with customers

Particulars	For the year ended March 31, 2023	For the year ended March 31, 2022
Revenue from operations:		
Third party administration (TPA) fees	4,976.71	4,174.65
Add: opening contract liability	1,536.96	1,216.08
	6,513.67	5,390.73
Less: closing contract liability	(1,664.64)	(1,536.96)
Total income from sale of services	4,849.03	3,853.77

(A) Disaggregated revenue information

In the following table, revenues from contracts with customers is disaggregated by major service lines and contract type. The Company believes that this disaggregation best depicts how the nature, amount, timing and uncertainty of revenues and cashflows are effected by industry, market and other economic factors.

Particulars	For the year ended March 31, 2023	For the year ended March 31, 2022
Major products/ service lines		
Income from services	4,849.03	3,853.77
	4,849.03	3,853.77
Timing of transfer of goods and services		
Services rendered over time	4,849.03	3,853.77
	4,849.03	3,853.77
Contract counterparties		
Government schemes (assurance and insurance)	536.19	471.15
Insurance companies	4,312.84	3,382.62
	4,849.03	3,853.77

(B) Contract balances

(i) The following table provides information about assets and liabilities from contract with customers.

Particulars	Note	As at March 31, 2023	As at March 31, 2022
Trade receivables	11 (b)	1,183.23	1,046.04
Contract liabilities	17	1,664.64	1,536.96

Trade receivables are non-interest bearing and the average credit period ranges between 80 to 100 days.

The contract liabilities primarily relate to billings in excess of revenues. The billing schedules agreed with customers could include periodic performance-based payments. Invoices are payable within contractually agreed credit period.

(ii) Significant changes in the contract liabilities balances during the year are as follows:

Particulars	As at March 31, 2023	As at March 31, 2022
Movement in contract liabilities:		
Opening balance	1,536.96	1,216.08
Revenue recognised that was included in the contract liability balance at the beginning of the year	(1,536.96)	(1,216.08)
Increase due to invoicing during the year (excluding amounts recognised as revenue) during the year	1,664.64	1,536.96
Closing balance	1,664.64	1,536.96

(C) Transaction price allocated to remaining performance obligations

The following table includes revenue expected to be recognised in the future related to performance obligations that are unsatisfied (or partially satisfied) at the reporting date.

Particulars	As at March 31, 2023	As at March 31, 2022
Within 1 year	1,664.64	1,535.32
1-3 years	-	1.64
Total	1,664.64	1,536.96



Medi Assist Insurance TPA Private Limited**Notes to the financial statements***(All amounts are in Indian Rupees in millions, unless otherwise stated)***21 Other income**

Particulars	For the year ended March 31, 2023	For the year ended March 31, 2022
Other non-operating income		
Interest income on:		
term deposits	35.92	26.25
financial assets at amortised cost	2.56	1.83
Net gain on financial assets measured at fair value through profit and loss	8.64	32.85
Profit on sale of investments in mutual funds	53.15	5.64
Gain on modification / termination of lease contract	10.10	5.67
Creditors/ provision no longer required written back	12.40	5.44
Gain on sale of property, plant and equipment (net)	0.72	0.34
Miscellaneous income	0.13	1.14
Total	123.62	79.16

22 Employee benefits expense

Particulars	For the year ended March 31, 2023	For the year ended March 31, 2022
Salaries, bonus and allowances	1,546.04	1,251.14
Contribution to provident fund and other funds (refer note 28)	87.19	75.12
Gratuity (refer note 28)	30.92	25.53
Employee stock option compensation expense (refer note 29 and 30)	11.67	8.04
Staff welfare expenses	51.91	45.33
Total	1,727.73	1,405.16

23 Finance costs

Particulars	For the year ended March 31, 2023	For the year ended March 31, 2022
Interest on lease liabilities (refer note 4(b))	21.69	22.92
Bank guarantee commission	0.64	0.79
Other interest costs (MSME interest)	1.12	1.20
Total	23.45	24.91

24 Depreciation and amortisation expenses

Particulars	For the year ended March 31, 2023	For the year ended March 31, 2022
Depreciation on property, plant and equipment (refer note 4 (a))	79.87	85.67
Amortisation of right-of-use assets (refer note 5)	91.18	80.57
Amortisation of intangible assets (refer note 6)	32.51	33.17
Total	203.56	199.41

(This space is intentionally left blank)

Medi Assist Insurance TPA Private Limited**Notes to the financial statements**

(All amounts are in Indian Rupees in millions, unless otherwise stated)

25 Other expenses

Particulars	For the year ended March 31, 2023	For the year ended March 31, 2022
Subcontracting expenses	595.33	545.30
Software subscription charges (refer note 39)	573.91	473.37
Printing and stationery	144.28	141.36
Legal and professional	137.72	97.84
Repair and maintenance - others	85.70	57.71
Postage and communication	84.55	81.14
Travelling and conveyance	75.45	38.66
Claims disallowed	70.83	55.68
Insurance awareness initiative	40.04	22.11
Power and fuel charges	36.43	23.57
Housekeeping charges	33.34	21.79
Payment to auditors**	10.45	7.26
Allowance for expected credit losses on trade receivables and unbilled receivables	16.67	15.66
Security expenses	14.24	12.19
Enrolment card charges	12.71	31.68
Rent*	8.72	7.69
Corporate social responsibility (refer note 36)	8.20	6.70
Insurance	7.39	3.76
Provision for doubtful advances	4.00	0.55
Loss on scrapping of asset	3.17	9.70
Rates and taxes	2.96	13.46
Director sitting fees	1.70	0.70
Advances written off	1.26	7.14
Bad debts written off	80.84	71.32
Less: utilisation of provision	(80.84)	(71.32)
Miscellaneous expenses	5.82	2.78
Total	1,974.87	1,677.81

* Represents lease rentals for short term leases and leases of low-value assets.

** Payment to auditors (excluding Goods and services tax)

Particulars	For the year ended March 31, 2023	For the year ended March 31, 2022
As auditor:		
Audit fee	9.95	7.26
In other capacity:		
Other services (certification fees)	0.50	0.00
Total	10.45	7.26

(This space is intentionally left blank)



26 Contingent liabilities and commitments

Particulars	Note	As at March 31, 2023	As at March 31, 2022
Contingent liabilities:			
i) Bonus as per the Payment of Bonus (Amendment) Act, 2015 for the period from 1 April 2014 to 31 March 2015	(a)	5.71	5.71
ii) Demands raised by income-tax authorities for assessment years 2017-18 on account of disallowance of amortisation on goodwill and prior period expenditure and disallowance u/s 14A to the extent applicable [Amount paid to Income tax authority under protest of Rs. 8.02 million (31 March 2022: 8.02 million)]		22.46	22.46
iii) Disallowed u/s 40(a)(ia) of the Income-tax Act, 1961, for payments made to various hospitals during the financial year 2007-08 and 2008-09	(b)	464.96	464.96
iv) Employee Provident Fund	(c)	-	-
v) Demands raised by income tax authorities for assessment years 2018-19 and 2020-21 on account of disallowance of amortization of intangible assets.		50.77	30.67
Commitments:			
Bank guarantee	(d)	171.74	180.83
Estimated amount of contracts, remaining to be executed on capital account and not provided for		4.33	4.70

Notes:

(a) The Payment of Bonus (Amendment) Act, 2015 was notified by the Government of India with retrospective effect from 1 April 2014. The Honorable High Court, Karnataka based on the writ petition no 5272/2016 and 5311/2016, has vide its order dated 2 February 2016, stayed the operation of the said notification for the financial year 2014-15. The obligation to pay the bonus for the financial year 2014-15 will arise only if the High Court disposes off the writ petition in favour of the Government. Hence, the Company has taken a view that an amount of Rs 5.71 million which is the approximate statutory bonus liability, for the eligible employees in respect of financial year 2014-15, has been considered as an contingent liability.

(b) As per Income tax assessment order, the assessing officer has disallowed u/s 40(a)(ia) on payments made to various hospitals during the financial year 2007-08 and 2008-09 totaling to Rs. 118.92 million Rs. 964.75 million respectively and accordingly raised a demand of Rs. 29.71 million and Rs. 435.25 million u/s 143(3) of the IT Act respectively against Dedicated Healthcare Services TPA (India) Private Limited (DHS). The Company filed an appeal against these above orders as the payments to hospitals were made from the funds received from insurance companies were an advance and all payments were adjusted against the advance received. The payments were not claimed as an expenditure, hence, these cannot be disallowed under said section. The Company received favorable orders from CIT(A) on 8 August 2012, ITAT on 10 December 2014, and the High Court on 30 November 2015. However, the Income Tax department has filed an appeal with the Honorable Supreme Court of India. Further, the Company had acquired DHS on dated 30 September 2016 and pursuant to the merger order dated 6 April 2018, DHS merged with the Company from the appointed date specified in the Scheme i.e. 1 October 2016.

(c) In light of judgment of Honourable Supreme Court dated 28 February 2019 on the definition of "Basic Wages" under the Employees Provident Funds & Misc. Provisions Act, 1952 and based on Company evaluation, there are significant uncertainties and numerous interpretative issues relating to the judgement and hence, it is unclear as to whether the clarified definition of Basic Wages would be applicable prospectively or retrospectively. The amount of the obligation therefore cannot be measured with sufficient reliability for past periods. The Company will evaluate its position and update its provision, if required, on receiving further clarity on the subject. The Company does not expect any material impact of the same.

27 Earnings per share ("EPS")

Particulars	March 31, 2023	March 31, 2022
Profit attributable to ordinary shareholders		
Net profit from continuing operations for the year attributable to the equity share holders (a)	784.34	449.18
Net profit/ (loss) for the period attributable to the equity share holders from discontinued operation (b)	(12.66)	7.51
Weighted average number of equity shares outstanding for basic EPS (c)*	4,012,370	4,012,370
Weighted average number of equity shares outstanding for diluted EPS (d)** (also refer note 30)	4,012,370	4,121,926
Basic earning per share of Rs.10 each from continuing operations [a/c]	195.48	111.95
Diluted earning per share of Rs.10 each from continuing operations [a/d]	195.48	108.97
Basic earning per share of Rs.10 each (for discontinued operations) [b/c]	(3.16)	1.87
Diluted earning per share of Rs.10 each (for discontinued operations) [b/d] (also refer note 30)	(3.16)	1.87
Basic earning per share of Rs.10 each (for continuing and discontinued operations) [(a+b)/c]	192.33	113.82
Diluted earning per share of Rs.10 each (for continuing and discontinued operations) [(a+b)/d] (also refer note 30)	192.33	110.80

* Computation of weighted average number of equity shares used in calculating basic earning per share is set out below:

Particulars	For the year ended March 31, 2023	For the year ended March 31, 2022
Opening balance	4,012,370	4,012,370
Movement during the year	-	-
Weighted average number of equity shares	4,012,370	4,012,370

** Computation of weighted average number of equity shares used in calculating diluted earning per share is set out below:

Particulars	For the year ended March 31, 2023	For the year ended March 31, 2022
Opening balance	4,012,370	4,065,361
Effect of dilutive potential equity shares:		
Employee stock options	-	56,565
Weighted average number of equity shares	4,012,370	4,121,926

In computing dilutive earning per share, only potential equity shares that are dilutive i.e. which reduces earnings per share or increases loss per share are included

(This space is intentionally left blank)



Medi Assist Insurance TPA Private Limited**Notes to the financial statements***(All amounts are in Indian Rupees in millions, unless otherwise stated)***28 Employee benefits**

The Company contributes to the following post-employment plans.

a) Defined contribution plans:

The contributions paid/ payable to employee provident fund, employees state insurance scheme, employees pension schemes and other funds, are determined under the relevant approved schemes and / or statutes and are recognised as expense in the statement of profit and loss during the period in which the employee renders the related service. There are no further obligations other than the contributions payable to the approved trusts/ appropriate authorities.

The Company makes contributions, determined as a specified percentage of employees salaries, in respect of qualifying employees towards employee provident fund and employees state insurance, which are defined contribution plans. The Company has no obligation other than to make the specified contribution. The contributions are charged to the statement of profit and loss as they accrue. The amount recognized as an expense towards contribution to provident fund and employee state insurance for the period aggregated to Rs. 87.19 million (March 31, 2022: Rs. 75.85 million).

b) Defined benefit plans:

The Company has a defined benefit gratuity plan governed by the Payment of Gratuity Act, 1972. The plan entitles an employee who has rendered at least five years of continuous service to receive 15 days salary for every completed year of service or part thereof in excess of six months based on the rate of last drawn salary (basic plus dearness allowance) by the employee concerned. The Company's liability is actuarially determined (using the Projected Unit Credit method) at the end of each year. Actuarial gains/ (losses) are recognised under other comprehensive income in the Statement of Profit and Loss.

Based on the actuarial valuation obtained in this respect, the following table sets out the details of the employee benefit obligation and the plan assets as at balance sheet date:

Particulars	As at	As at
	March 31, 2023	March 31, 2022
Defined benefit obligation	174.33	146.04
Fair value of plan assets	(4.98)	(6.38)
Net defined benefit obligation	169.35	139.66
Current liabilities (refer note 18)	50.34	36.50
Non-current liabilities (refer note 15)	119.01	103.16

i Reconciliation of the net defined benefit liability

The following table shows a reconciliation from the opening balances to the closing balances for net defined benefit liability and its components.

Reconciliation of present value of defined benefit obligation

Particulars	As at	As at
	March 31, 2023	March 31, 2022
Balance at the beginning of the year	146.04	101.28
Benefits paid	(13.99)	(14.76)
Current service cost	24.03	20.35
Interest cost	7.16	4.92
Actuarial (gains)/ losses recognised in other comprehensive income		
Changes in financial assumptions	(11.44)	(1.77)
Experience adjustment	14.27	27.95
Effect of acquisition / (divestiture)*	-	(0.38)
Transfer in/(out)**	8.26	8.45
Balance at the end of the year	174.33	146.04

* During the previous year, the Company has transferred certain employees to an entity outside the Mediassist group of companies. Effect of acquisition/ (divestiture) represents the gratuity liability transferred by the Company to the outside entity pertaining to the transferred employees valued by the independent actuary.

** During the year, the Company has transferred in certain employees from its subsidiary company. Transfer in represents the gratuity liability transferred to the Company by its subsidiary Company pertaining to the transferred employees valued by the independent actuary.

Reconciliation of present value of plan assets

Particulars	As at	As at
	March 31, 2023	March 31, 2022
Balance at the beginning of the year	6.38	6.50
Contributions paid by the employer	12.21	14.23
Benefits paid	(13.99)	(14.76)
Interest income	0.27	0.27
Return on planned assets recognised in other comprehensive income		
Re-measurements on plan assets – loss/ (gain)	0.10	0.16
Balance at the end of the year	4.98	6.38

(This space is intentionally left blank)

Medi Assist Insurance TPA Private Limited**Notes to the financial statements***(All amounts are in Indian Rupees in millions, unless otherwise stated)***28 Employee benefits (continued)****Expense recognised in Standalone Statement of Profit and Loss**

Particulars	For the year ended	For the year ended
	March 31, 2023	March 31, 2022
Current service cost	24.03	20.35
Interest cost	7.16	4.92
Less: Interest income	0.27	0.27
Total	30.92	25.54

Expense recognised in other comprehensive income

Particulars	For the year ended	For the year ended
	March 31, 2023	March 31, 2022
Changes in financial assumptions	(11.44)	(1.77)
Experience adjustment	14.27	27.95
Re-measurements on plan assets – gain/ (loss)	(0.10)	(0.16)
Total	2.73	26.02

ii. Plan assets

Plan assets comprise the following:

Particulars	As at	As at
	March 31, 2023	March 31, 2022
Managed by - Life Insurance Corporation of India Limited and Reliance Nippon Life Insurance	(4.98)	(6.38)
Total	(4.98)	(6.38)

The 100% of the plan assets have been invested with insurance Company in non-unit linked.

The Company expects to pay Rs. 50 million in its contribution to defined benefit plan in financial year 2023-24 (previous year 36.5 million).

The average duration of the defined benefit plan obligation at the end of reporting period is 2 years (31 March 2022: 2 years).

iii. Actuarial assumptions

The following were the principal actuarial assumptions at the reporting date (expressed as weighted averages).

Particulars	As at	As at
	March 31, 2023	March 31, 2022
Discount rate	7.10%	4.90%
Expected return	4.90%	4.50%
Future salary growth	8.00%	8.00%
Mortality rate	IALM 2012-14 Ult	IALM 2012-14 Ult
Rate of employee turnover	35.00%	35.00%

Assumptions regarding future mortality have been based on published statistics and mortality tables

iv. Sensitivity analysis

Reasonably possible changes at the reporting date to one of the relevant actuarial assumptions, holding other assumptions constant, would have affected the defined benefit obligation by the amount shown below:

Particulars	As at March 31, 2023		As at March 31, 2022	
	Increase	Decrease	Increase	Decrease
Discount rate (1% movement)	(4.50)	4.75	(4.24)	4.49
Future salary growth (1% movement)	4.67	(4.50)	4.32	(4.16)
Rate of employee turnover (1% movement)	(0.59)	0.61	(0.80)	0.84

The sensitivity analyses above have been determined based on a method that extrapolates the impact on defined benefit obligation as a result of reasonable changes in key assumptions occurring at the end of the reporting period. Negative amounts represents decrease and positive amounts represents increase in gratuity liability respectively.

v. Expected future cash flows

Particulars	As at March 31, 2023		As at March 31, 2022	
	Discounted	Undiscounted	Discounted	Undiscounted
1 st Following year	67.86	70.22	54.65	55.98
2 nd Following year	52.34	58.01	43.95	47.22
3 rd Following year	41.64	49.43	35.25	39.73
4 th Following year	36.58	46.51	29.56	34.95
5 th Following year	28.69	39.06	23.14	28.70
Thereafter	57.18	91.77	48.47	67.43



Medi Assist Insurance TPA Private Limited

Notes to the financial statements

(All amounts are in Indian Rupees in millions, unless otherwise stated)

28 Employee benefits (continued)

vi. Description of Risk Exposures:

Valuations are based on certain assumptions, which are dynamic in nature and vary over time. As such Company is exposed to various risks as follow -

- a) Salary increases- Actual salary increases will increase the plan's liability. Increase in salary increase rate assumption in future valuations will also increase the liability.
- b) Investment risk- If plan is funded then assets liabilities mismatch and actual investment return on assets lower than the discount rate assumed at the last valuation date can impact the liability.
- c) Discount rate- Reduction in discount rate in subsequent valuations can increase the plan's liability.
- d) Mortality- Actual deaths & disability cases proving lower or higher than assumed in the valuation can impact the liabilities.
- e) Withdrawals- Actual withdrawals proving higher or lower than assumed withdrawals and change of withdrawal rates at subsequent valuations can impact plan's liability.

(c) Other long-term employee benefits:

The Company provides for compensated absences to its employees. The employees can carry-forward a portion of the unutilised accrued compensated absences and utilise it in future service years. During the year ended March 31, 2023, the Company has incurred an expense on compensated absences amounting to Rs. (1.32) million [March 31, 2022: Rs. 1.15 million]. The Company determines the expense for compensated absences basis the actuarial valuation of the present value of the obligation, using the projected unit credit method.

- (d) The Holding Company Medi Assist Health Care Services Limited has instituted a self funded scheme for providing hospitalization benefits for all employees for the Group. Medi Assist Insurance TPA Private Limited as a part of group has availed the same scheme and extended the benefits to its own employees.

(This space is intentionally left blank)



29 Employee share based payment

Employee Stock Option Scheme 2012 ("ESOS 2012")

The Company has established ESOS 2012 with effect from April 30, 2012 to enable the employees of the Company and employees of Holding Company to participate in the future growth and success of the Company. ESOS 2012 is operated at the discretion of the Board.

The Company has granted to its employee 87,842 employee stock options on April 30, 2012, 17,333 employee stock options on 30 April 2013, 28,198 employee stock options on June 1, 2014, 6,374 employee stock options on June 1, 2015, 13,500 employee stock options on September 15, 2015, 29,000 employee stock options on July 15, 2016 and 45,394 employee stock options on July 1, 2017. These options which confer a right but not an obligation on the employee to apply for equity shares of the Company once the terms and conditions set forth in the Employee Stock Option Scheme 2012 ("ESOS 2012") and the option agreement have been met. Vesting of options would be subject to continued employment with the Company and meeting the requisite performance parameters.

The Company had below share based payment arrangement under ESOS 2012 as on March 31, 2023

Particulars	Date of grants	Number of option granted	Exercise price
Grant I	30-Apr-12	45,400	140
Grant II	30-Apr-12	40,124	140
Grant III	30-Apr-12	2,318	140
Grant IV	30-Apr-13	17,333	235
Grant V	1-Jun-14	28,198	966
Grant VI	1-Jun-15	6,374	1,244
Grant VII	15-Sep-15	13,500	1,244
Grant VIII	15-Jul-16	29,000	1,368
Grant IX	1-Jul-17	18,110	1,505
Grant X	1-Jul-17	15,405	1,505
Grant XI	1-Jul-17	7,434	1,505
Grant XII	1-Jul-17	4,445	1,505

Conditions

Vesting condition Continued employment with the Company and fulfillment of performance parameters
Exercise period Exercise on listing/ strategic sale
Method of settlement Equity

Vesting schedule

	Grant I	Grant II	Grant III	Grant IV, V, VI, VII, VIII and IX	Grant X	Grant XI	Grant XII
At the end of 1 year	15%	33%	100%	15%	35%	65%	100%
At the end of 2 year	20%	33%	-	20%	30%	35%	-
At the end of 3 year	30%	34%	-	30%	35%	-	-
At the end of 4 year	35%	-	-	35%	-	-	-

Modification of Employee Stock Option Scheme

In the month of August 2018, the Company modified the ESOP vesting period, for all the ESOP grants the modification was towards accelerating the vesting period. The fair value of the ESOP on the date of modification of the equity instrument and that of the original equity instrument estimated on the date of modification is detailed below as pre and post modification value. In accordance with the modification by accelerating the vesting period the amount of grant date fair value of the options was recognized as an expenses in the statement of profit and loss immediately. The fair value of the modified options was determined using the same models and principles as described above.



Modified Vesting schedule

	Grant I	Grant II	Grant III	Grant IV, V, VI, VII, VIII and IX	Grant X	Grant XI	Grant XII
Immediate	100%	100%	100%	100%	100%	100%	100%
Fair value of options Pre and Post modification:							
Particulars	Date of grants	Fair Value Pre Modification	Fair Value Post Modification				
Grant I	30-Apr-12	2,160	2,139				
Grant II	30-Apr-12	2,160	2,139				
Grant III	30-Apr-12	2,160	2,139				
Grant IV	30-Apr-13	2,085	2,049				
Grant V	1-Jun-14	1,512	1,363				
Grant VI	1-Jun-15	1,295	1,103				
Grant VII	15-Sep-15	1,296	1,103				
Grant VIII	15-Jul-16	1,224	986				
Grant IX	1-Jul-17	1,174	858				
Grant X	1-Jul-17	1,123	858				
Grant XI	1-Jul-17	1,096	858				
Grant XII	1-Jul-17	1,096	858				

Fair market value as on the date of modification Rs. 2,270 per share.

Reconciliation of outstanding employee stock options:

For the year ended March 31, 2023

Particulars	Shares arising out of options	Range of exercise prices (Rs.)	Weighted average exercise price (Rs.)	Weighted average remaining contractual life
Outstanding as at April 1, 2022	86,257	140 - 1,505	709	1.00
Add: Options granted during the year	-	-	-	-
Less: Options exercised during the year	-	-	-	-
Less: Options settled during the year (refer note 30)	86,257	140 - 1,505	709	1.00
Options outstanding at March 31, 2023	-	-	-	-
Exercisable options at March 31, 2023	-	-	-	-

For the year ended March 31, 2022

Particulars	Shares arising out of options	Range of exercise prices (Rs.)	Weighted average exercise price (Rs.)	Weighted average remaining contractual life
Outstanding as at April 1, 2021	86,257	140 - 1,505	709	1.00
Add: Options granted during the year	-	-	-	-
Less: Options exercised during the year	-	-	-	-
Less: Options settled during the year	-	-	-	-
Options outstanding at March 31, 2022	86,257	140 - 1,505	709	1.00
Exercisable options at March 31, 2022	86,257	140 - 1,505	709	1.00

For details on employee benefits refer note 22.



(This space is intentionally left blank)

29A. Employee share based payment

Employee Stock Option Scheme 2012 ("ESOS 2012") Plan of Medi Assist Healthcare Services Limited (the Holding Company) Medi Assist Healthcare Services Limited has an "ESOS 2013" Scheme (employee share purchase plan) whereby specified employees of the Company have been given a right to purchase shares of Holding Company. The Company's eligible employees are issued Employee Stock Option Scheme 2013 ("ESOS 2013") of its Holding Company to enable the employees of the Company to participate in the future growth and success of the Group. These options which confer a right but not an obligation on the employee to apply for equity shares of the Holding Company once the terms and conditions set forth in the Employee Stock Option Scheme 2013 ("ESOS 2013") and the option agreement have been met. Vesting of options is subject to continued employment with the Company and meeting the requisite performance parameters.

The Company had below share based payment arrangement under ESOS 2013 as on 31 March 2023:

Particulars	Date of grants	Number of option granted	Exercise price (in Rs)
Grant I	1-Jul-21	256	256
Grant II	1-Jul-22	100,000	273

Conditions

Vesting condition
Exercise period
Method of settlement
Vesting schedule

	Grant I	Grant II
At the end of one year	10%	10%
At the end of two year	20%	20%
At the end of three year	30%	30%
At the end of four year	40%	40%

Continued employment with the Company and fulfillment of performance parameters
Exercise on listing / strategic sale
Equity

Reconciliation of outstanding employee stock options:

For the year ended 31 March 2023

Particulars	Shares arising out of options	Range of exercise price in Rs	Weighted average exercise price in Rs	Weighted average remaining contractual life
Outstanding as at 1 April 2022	394,476	256	256	3.75
Add: Options granted during the year	100,000	273	273	4.00
Options outstanding at 31 March 2023	494,476	256 to 273	256 to 273	2.75 to 4.00
Exercisable options at 31 March 2023	35,502	256	256	2.75

For the year ended 31 March 2022

Particulars	Shares arising out of options	Range of exercise price in Rs	Weighted average exercise price in Rs	Weighted average remaining contractual life
Outstanding as at 1 April 2021	-	-	-	-
Add: Options granted during the year	394,476	256	257	4.00
Options outstanding at 31 March 2022	394,476	256	256	3.75
Exercisable options at 31 March 2022	-	-	-	-

Valuation of stock option

Options have been valued based on fair value method as described under Ind AS 102 Share based payments, using Black Scholes valuation options pricing model, by using the fair value of the Company's shares on the grant date.

Particulars	Grant I	Grant II
Grant date	1-Jul-21	1-Jul-22
Share price in Rs	257	273
Exercise price in Rs	256	273
Expected volatility	33.75%	31.78%
Expected life	4.00	4.00
Dividend yield	1%	1%
Risk-free interest rate (based on government bonds)	5.24%	6.83%
Fair value in Rs	81.07	91.62

The expected life of the options is based on historical data and current expectations and is not necessarily indicative of exercise patterns that may occur. The expected volatility reflects the assumption that the historic volatility over a period similar to the life of the options is indicative of future trends, which may not necessarily be the actual outcome.

For the year ended 31 March 2023, the total expense recognised as an expense for the year, Rs. 11.67 million (March 31, 2022 : Rs. 8.04 million) has been recognised as an expense for the year.



Medi Assist Insurance TPA Private Limited
Notes to the financial statements
(All amounts are in Indian Rupees in millions, unless otherwise stated)

30 Cancellation of employee stock options - ESOS 2012

During current financial year 2022-23, the Company's Board has passed a resolution to terminate the ESOS 2012 scheme and settle the option holders with cash equivalent to the fair value of equity shares of the Company as at the date of termination. The Company has obtained required approvals from the existing share holders. Based on the fair value carried by an independent valuer, the fair value has been determined at Rs. 2,330 as on the date of cancellation. The Company has created a liability towards the amounts payable to these option holders amounting to Rs. 141.25 millions, which is the difference between fair value as on the date of cancellation and exercise price.

Assumptions used to arrive at the fair value of Rs. 2,330 per share

Particulars	Remarks
Discount rate	18.13%
Risk-free interest rate (based on government bonds)	7.40%

(This space is intentionally left blank)



31 Financial instruments – Fair values and risk management

A. Accounting classification and fair values

As at March 31, 2023

Particulars	Carrying amount				Fair value			
	FVTPL *	FVOCI **	Amortised cost	Total	Level 1	Level 2	Level 3	Total
Financial assets #								
Non-current								
Other financial assets:								
Security deposits	-	-	41.23	41.23	-	-	-	-
Earnest money deposit	-	-	4.80	4.80	-	-	-	-
Bank deposits with more than 12 months maturity	-	-	3.68	3.68	-	-	-	-
Current								
Investments in Mutual funds	280.81	-	-	280.81	280.81	-	-	280.81
Trade receivables	-	-	1,183.23	1,183.23	-	-	-	-
Cash and cash equivalents	-	-	194.91	194.91	-	-	-	-
Bank balances other than cash and cash equivalents above	-	-	1,525.33	1,525.33	-	-	-	-
Other financial assets	-	-	138.18	138.18	-	-	-	-
Total	280.81	-	3,091.36	3,372.17	280.81	-	-	280.81
Financial liabilities #								
Non-current								
Lease liabilities	-	-	177.51	177.51	-	-	-	-
Current								
Lease liabilities	-	-	100.12	100.12	-	-	-	-
Trade payables	-	-	326.40	326.40	-	-	-	-
Other financial liabilities	-	-	208.99	208.99	-	-	-	-
Total	-	-	813.02	813.02	-	-	-	-

* FVTPL - fair value through profit and loss

** FVOCI - fair value through other comprehensive income

The management assessed that other current financial assets (loans to employees, security deposit etc.), cash and cash equivalents, bank balances, trade receivables, trade payables, lease liabilities and other financial liabilities approximate their carrying amounts largely due to the short-term maturities of these instruments.

The fair values of the mutual funds are based on NAV at the reporting date

As at March 31, 2022

Particulars	Carrying amount				Fair value			
	FVTPL *	FVOCI **	Amortised cost	Total	Level 1	Level 2	Level 3	Total
Financial assets #								
Non-current								
Other financial assets:								
Security deposits	-	-	12.48	12.48	-	-	-	-
Earnest money deposit	-	-	6.85	6.85	-	-	-	-
Bank deposits with more than 12 months maturity	-	-	5.79	5.79	-	-	-	-
Current								
Investments in Mutual funds	1,514.03	-	-	1,514.03	1,514.03	-	-	1,514.03
Trade receivables	-	-	1,046.04	1,046.04	-	-	-	-
Cash and cash equivalents	-	-	111.68	111.68	-	-	-	-
Bank balances other than cash and cash equivalents above	-	-	454.91	454.91	-	-	-	-
Other financial assets	-	-	145.12	145.12	-	-	-	-
Total	1,514.03	-	1,782.87	3,296.90	1,514.03	-	-	1,514.03
Financial liabilities #								
Non-current								
Lease liabilities	-	-	146.83	146.83	-	-	-	-
Current								
Lease liabilities	-	-	82.16	82.16	-	-	-	-
Trade payables	-	-	460.86	460.86	-	-	-	-
Other financial liabilities	-	-	78.37	78.37	-	-	-	-
Total	-	-	768.22	768.22	-	-	-	-

There has been no transfer between levels during the year

* FVTPL - fair value through profit and loss

** FVOCI - fair value through other comprehensive income

The management assessed that other current financial assets (loans to employees, security deposit etc.), cash and cash equivalents, bank balances, trade receivables, trade payables, lease liabilities and other financial liabilities approximate their carrying amounts largely due to the short-term maturities of these instruments.

The fair values of the mutual funds are based on NAV at the reporting date

B. Measurement of fair values

The following methods and assumptions were used to estimate the fair values:

a) The fair values of the units of mutual fund schemes are based on net asset value at the reporting date.

b) All other financial assets except mutual funds and financial liabilities are recognised at amortised cost. Hence, there are no financial assets/ liabilities classified under Level 2 and Level 3.

(This space is intentionally left blank)



32 Financial risk management**Risk management framework**

The Company's management has overall responsibility for the establishment and oversight of the risk management framework.

The Company's management monitors compliance with the risk management policies and procedures, and reviews the adequacy of the risk management framework in relation to the risks faced by the Company. The management is assisted in its oversight role by internal audit. Internal audit undertakes both regular and ad-hoc reviews of risk management controls and procedures, the results of which are reported to the management.

The Company's principal financial liabilities comprise trade and other payables. The main purpose of these financial liabilities is to finance the Company's operations. The Company's principal financial assets include investments, trade and other receivables, cash and cash equivalents, bank balances and security deposits that are out of regular business operations.

Management assessment of recoverability of trade receivables: During the year, the Company carried out a detailed customer-wise assessment of the recoverability of the trade receivables. Basis that assessment, the Company has created an allowance for expected credit losses on trade receivables which the management considers as adequate.

The Company has exposure to the following risks arising from financial instruments:

- Market risk;
- Credit risk; and
- Liquidity risk

(i) Market risk

Market risk is the risk that changes in market prices – such as interest rates and equity prices – will affect the Company's income or the value of its holdings of financial instruments. The objective of market risk management is to manage and control market risk exposures within acceptable parameters, while optimising the return. Material investments within the portfolio are managed on an individual basis and all buy and sell decisions are approved by the appropriate authority.

The Company's fixed rate fixed deposit are carried at amortised cost. They are therefore not subject to interest rate risk as defined in Ind AS 107, since neither the carrying amount nor the future cash flows will fluctuate because of a changes in market interest rates.

(a) Foreign currency risk

The Company primarily renders services and avails goods and services in domestic currency i.e. Indian rupees. Hence, no exposure to currency risk.

(b) Equity price risk

The Company's investment in listed and unlisted equity and preference securities are susceptible to market price risk arising from uncertainties about the future value of investment in these securities. The Company manages these price risks through strategic investments and placing limits on individual investments. The investments reports are submitted to the senior management and the Board reviews and approves these investment decisions.

Exposure in mutual funds

The Company manages the surplus funds majorly through investments in mutual fund schemes. The price of investment in these mutual fund schemes is reflected through Net Asset Value (NAV) declared by the Asset Management Company on daily basis as reflected by the movement in the NAV of invested schemes. The Company is exposed to price risk on such Investments. The investments reports are submitted to the senior management and the Board reviews and approves these investment decisions.

(c) Interest rate risk

The Company has no borrowings. Hence, no exposure to interest rate risk.

(ii) Credit risk

Credit risk is the risk of financial loss to the Company if a customer or counterparty to a financial instrument fails to meet its contractual obligations, and arises principally from the Company's receivables from customers.

The carrying amount of following financial assets represents the maximum credit exposure:

- a. Trade receivables
- b. Unbilled receivables
- c. Cash and bank balances
- d. Loans receivables
- e. Other financial assets

(a) Trade receivable and contract assets

The Company's exposure to credit risk is influenced mainly by the individual characteristics of each customer. Credit risk is managed through credit approvals and continuously monitoring the creditworthiness of customers to which the Company grants credit terms in the normal course of business.

The Company individually monitors the sanctioned credit limits as against the outstanding balances. Accordingly, the Company makes specific provisions against such trade receivables wherever required and monitors the same at periodic intervals.

The Company establishes an allowance for impairment that represents its estimate of expected losses in respect of trade receivables and loans receivables.

The maximum exposure to credit risk for trade receivables was as follows:

Particulars	As at	As at
	March 31, 2023	March 31, 2022
Trade receivables	523.41	555.84
Unbilled receivables	800.29	694.78
Total	1,323.70	1,250.62

Impairment

The movement in the allowance for impairment in respect of trade receivables during the year was as follows:

Particulars	As at	As at
	March 31, 2023	March 31, 2022
Balance at the beginning of the year	196.20	248.67
Impairment loss recognized (from continuing operations and discontinued operation)	17.62	14.17
Amounts utilised	(80.84)	(66.64)
Balance at the end of the year	132.98	196.20

Management assessment of recoverability of trade receivables

Trade receivables forms a significant part of the financial assets carried at amortized cost. The Company has performed detailed customer wise specific assessment of recoverability of the trade receivables and has accordingly recognised the Impairment loss. Further, the Company is closely monitoring the developments across various business lines. Basis the aforesaid detailed assessment made by Management, provision made towards trade receivables is considered adequate.

(b) Unbilled receivables

Unbilled receivables forms a significant part of the financial assets carried at amortized cost. The Company has performed detailed customer wise specific assessment of recoverability of the unbilled receivables and has accordingly recognised the impairment loss. Further, the Company is closely monitoring the developments across various business lines. Basis the aforesaid detailed assessment made by Management, provision made towards unbilled receivables is considered adequate

The movement in the allowance for expected credit losses in respect of unbilled receivables during the year was as follows:

Particulars	As at	As at
	March 31, 2023	March 31, 2022
Balance at the beginning of the year	8.38	42.75
Impairment loss recognized (from continuing operations and discontinued operation)	-	1.48
Amounts utilised/reversed	(0.89)	(35.85)
Balance at the end of the year	7.49	8.38

Cash and cash equivalents and other bank balances

The cash and cash equivalents and other bank balances are held with bank and financial institution counterparties.

Loan receivables

The represents security deposits given towards office premises taken on lease under contractual arrangement and earnest money deposit for participation in tender.

Other financial assets

The Company has performed detailed party wise specific assessment of recoverability of the other financial assets and has accordingly recognised the impairment loss. Further, the Company is closely monitoring the developments across various business lines. Basis the aforesaid detailed assessment made by Management, provision made towards trade receivables is considered adequate.

Other than financial assets mentioned above, none of the Group's financial assets are either impaired, and there were no indications that defaults in payment obligations would occur.



(This space is intentionally left blank)

32 Financial instruments – Fair values and risk management (continued)

(iii) Liquidity risk

Liquidity risk is the risk that the Company will encounter difficulty in meeting the obligations associated with its financial liabilities that are settled by delivering cash or another financial asset. The Company's approach to managing liquidity is to ensure, as far as possible, that it will have sufficient liquidity to meet its liabilities when they are due, under both normal and stressed conditions, without incurring unacceptable losses or risking damage to the Company's reputation.

Exposure to liquidity risk

The following are the remaining contractual maturities of financial liabilities at the reporting date. The amounts are gross and undiscounted, and include estimated interest payments and exclude the impact of netting agreements:

As at March 31, 2023

Particulars	Carrying amount	Contractual cash flows				Total
		0-12 months	1-2 years	2-5 years	More than 5 years	
Current, non-derivative financial liabilities						
Trade payables	326.40	326.40	-	-	-	326.40
Other financial liabilities	208.99	208.99	-	-	-	208.99
Total	535.39	535.39	-	-	-	535.39

As at March 31, 2022

Particulars	Carrying amount	Contractual cash flows				Total
		0-12 months	1-2 years	2-5 years	More than 5 years	
Current, non-derivative financial liabilities						
Trade payables	460.86	460.86	-	-	-	460.86
Other financial liabilities	78.37	78.37	-	-	-	78.37
Total	539.23	539.23	-	-	-	539.23

Capital management

For the purpose of the Company's capital management, capital includes issued equity capital and all other equity reserves attributable to the equity holders of the Company. The primary objective of the Company's capital management is to safeguard the Company's ability to remain as a going concern and maximise the shareholder value. The Company manages its capital structure and makes adjustments in light of changes in economic conditions, annual operating plans and long-term and other strategic investment plans. In order to maintain or adjust the capital structure, the Company may adjust the amount of dividends paid to shareholders, return capital to shareholders or issue new shares. The current capital structure of the Company is equity based with no financing through borrowings except through leasing. The Company is not subject to any externally imposed capital requirements.

No changes were made in the objectives, policies or processes for managing capital during the year ended March 31, 2023 and March 31, 2022.

(This space is intentionally left blank)



33 Movement in deferred tax

i. Movement in deferred tax balances for the year ended March 31, 2023

Particulars	Deferred tax (liabilities)/ assets as at April 1, 2022	Recognised in statement of profit and loss	Recognized in OCI	Deferred tax (liabilities)/ assets as at March 31, 2023	Deferred tax assets	Deferred tax liabilities
Property plant and equipment and other intangible assets	(52.79)	9.66	-	(43.13)	-	(43.13)
Right of use asset	(43.96)	(19.79)	-	(63.75)	-	(63.75)
Lease liabilities	57.63	12.24	-	69.87	69.87	-
Employee benefits	36.48	6.45	0.69	43.62	43.62	-
Allowance for expected credit losses on trade receivables and other receivables provision for doubtful advances and deposits	58.90	(15.27)	-	43.63	43.63	-
Investments	(12.23)	8.20	-	(4.03)	-	(4.03)
Security deposit	0.63	2.65	-	3.28	3.28	-
Temporary differences on expenses	7.41	(1.72)	-	5.69	5.69	-
Total	52.07	2.42	0.69	55.18	166.09	(110.91)

ii. Movement in deferred tax balances for the year ended March 31, 2022

Particulars	Deferred tax (liabilities)/ assets as at April 1, 2021	Recognised in statement of profit and loss	Recognized in OCI	Deferred tax (liabilities)/ assets as at March 31, 2022	Deferred tax assets	Deferred tax liabilities
Property plant and equipment and other intangible assets	(65.81)	13.02	-	(52.79)	-	(52.79)
Right of use asset	(58.56)	14.60	-	(43.96)	-	(43.96)
Lease liabilities	74.81	(17.18)	-	57.63	57.63	-
Employee benefits	24.90	5.03	6.55	36.48	36.48	-
Allowance for expected credit losses on trade receivables and other receivables provision for doubtful advances and deposits	81.74	(22.84)	-	58.90	58.90	-
Investments	(2.76)	(9.47)	-	(12.23)	-	(12.23)
Security deposit	0.96	(0.33)	-	0.63	0.63	-
Temporary differences on expenses	4.72	2.69	-	7.41	7.41	-
Total	60.00	(14.49)	6.55	52.07	161.05	(108.98)

The Company offsets tax assets and liabilities if and only if it has a legally enforceable right to set off current tax assets and current tax liabilities and the deferred tax assets and deferred tax liabilities and relate to income taxes levied by the same tax authority.

Significant management judgement is required in determining provision for income tax, deferred income tax assets and liabilities and recoverability of deferred income tax assets. The recoverability of deferred income tax assets is based on estimates of taxable income and the period over which deferred income tax assets will be recovered.



(This space is intentionally left blank)

34 Tax expense

(a) Amounts recognised in statement of profit and loss

Particulars	For the year ended	
	March 31, 2023	March 31, 2022
Current tax	261.12	161.97
Deferred tax (credit)/ charge	(2.42)	14.49
Tax expense for the year	258.70	176.46

(b) Amounts recognised in other comprehensive income (OCI)

Particulars	For the year ended March 31, 2023	
	Before tax	After tax
Items that will not be reclassified subsequently to statement of the profit and loss		
Re-measurement of defined benefit (assets)/liabilities	(2.73)	(2.04)
Total	(2.73)	(2.04)
Particulars	For the year ended March 31, 2022	
	Before tax	After tax
Items that will not be reclassified subsequently to statement of the profit and loss		
Re-measurement of defined benefit (assets)/liabilities	(26.03)	(19.48)
Total	(26.03)	(19.48)

(c) Reconciliation of tax expenses and accounting profit multiplied by India's domestic tax rate for March 31, 2023 and March 31, 2022:

Particulars	For the year ended	
	March 31, 2023	March 31, 2022
Accounting profit before tax from continuing operations	1,043.04	625.64
Statutory income tax rate	25.17%	25.17%
Tax using Company's statutory rate	262.51	157.46
Tax effect of:		
CSR expenses	2.06	1.69
Effect of expenses not deductible for tax computation	0.28	0.53
Effect on ESOP expense	2.94	2.02
Other permanent differences	(9.10)	16.78
Total	258.70	176.46
Current tax	261.12	161.97
Deferred tax (credit)/charge	(2.42)	14.49
Total	258.70	176.46

(This space is intentionally left blank)



35 Summary of discontinued operation

The financial performance and cash flows for discontinued operations:

(a) (i) Discontinued operation of card business

I During the Financial year 2020-21, the Company has decided to discontinue the business operations pertaining to card processing which are mainly generating from Government contract. The Company has disclosed the discontinuation of card processing business as discontinued operations as per the requirement of Ind AS 105 'Non current asset held for sale and Discontinued operation'.

Particulars	As at March 31, 2023	As at March 31, 2022
Trade receivables	11.91	3.75
Trade payables	41.74	51.43
Particulars	For the year ended March 31, 2023	For the year ended March 31, 2022
Revenue		
Revenue from operations	23.30	118.11
Total income	23.30	118.11
Expenses		
Other expenses	41.01	109.29
Total expenses	41.01	109.29
Profit/ (loss) before tax from a discontinued operation	(17.71)	8.82
Tax credit / (expense)		
Related to pre-tax profit/(loss)	4.46	(2.22)
	4.46	(2.22)
Profit/ (loss) after tax from a discontinued operation	(13.25)	6.60

II Net cash flows attributable to the discontinued operations

Particulars	For the year ended March 31, 2023	For the year ended March 31, 2022
Net cash generated/ (used) in from operating activities - (A)	(35.57)	99.23
Net cash generated/ (used) in investing activities - (B)	-	-
Net cash generated/ (used) in financing activities - (C)	-	-
Net increase/ (decrease) in cash and cash equivalents (A+B+C)	(35.57)	99.23

(b) (ii) Discontinued operation of pre-policy checkup business

I During the Financial year 2021-22, the Company has decided to discontinue the business operations pertaining to pre-policy checkup services. The Company has disclosed the discontinuation of pre-policy checkup business as discontinued operations as per the requirement of Ind AS 105 'Non current asset held for sale and Discontinued operation'.

Particulars	As at March 31, 2023	As at March 31, 2022
Trade receivables	16.30	31.55
Unbilled receivables	2.57	7.10
Other receivables	4.46	30.75
	23.33	69.41
Trade payables	39.88	71.05
Other payables	4.46	30.75
	44.34	101.80
Particulars	For the year ended March 31, 2023	For the year ended March 31, 2022
Revenue		
Revenue from operations	15.91	25.05
Total income	15.91	25.05
Expenses		
Other expenses	15.12	23.83
Total expenses	15.12	23.83
Profit/ (loss) before tax from a discontinued operation	0.79	1.22
Tax credit / (expense)		
Related to pre-tax profit/(loss)	(0.20)	(0.31)
	(0.20)	(0.31)
Profit/ (loss) after tax from a discontinued operation	0.59	0.91

II Net cash flows attributable to the discontinued operations

Particulars	For the year ended March 31, 2023	For the year ended March 31, 2022
Net cash generated/ (used) in from operating activities - (A)	(10.59)	11.66
Net cash generated/ (used) in investing activities - (B)	-	-
Net cash generated/ (used) in financing activities - (C)	-	-
Net increase/ (decrease) in cash and cash equivalents (A+B+C)	(10.59)	11.66

Particulars	For the year ended March 31, 2023	For the year ended March 31, 2022
Profit/ (loss) after tax from a discontinued operation of card business	(17.71)	8.82
Profit/ (loss) after tax from a discontinued operation of pre-policy checkup business	0.79	1.22
	(16.92)	10.04
Tax credit / (expense)	4.26	(2.53)
	(12.66)	7.51



36 Details of Corporate Social Responsibility (CSR) expenditure

Particulars	For the year ended March 31, 2023	For the year ended March 31, 2022
(a) Gross amount required to be spent by the Company during the year	8.20	6.70
(b) Amount approved by Board to be spent during the year	8.20	6.70
(c) amount of expenditure incurred	8.20	6.70
(f) nature of CSR activities	The area for CSR activities is livelihood enhancement and employment enhancing vocational skills by way of providing training in a wide array of functional areas to persons at various locations of the Company across India.	The area for CSR activities is livelihood enhancement and employment enhancing vocational skills by way of providing training in a wide array of functional areas to persons at various locations of the Company across India.

Movement of CSR expense during the year

Opening Balance	Amount required to be spent during the year	Amount spent during the year	Closing
-	8.20	(8.20)	-

Movement of CSR expense during 2021-22

Opening Balance	Amount required to be spent during the year	Amount spent during the year	Closing
-	6.70	(6.70)	-

37 Acquisition of Medvantage Insurance TPA Private Limited ("MITPL"):

During the year, in the Board meeting held on September 14, 2022 the Board of Directors of the Company approved the acquisition of 100% holding in Medvantage Insurance TPA Private Limited ("Medvantage") subject to approval from IRDAI, on which day the Share Purchase Agreement with Medvantage and its promoters ("Sellers") was executed, pursuant to which the Company acquired 400,400 equity shares of Medvantage. The principal place of business of Medvantage is in India. Further during the current year, the Company has increased its stake in Medvantage Insurance TPA Private Limited by further investing an amount of Rs. 100 million (166,945 shares) on February 17, 2023. These shares have been allotted in the name of the Company subsequent to the year end in the month of April 2023.

Subsequently the Board of Directors in its meeting held on March 25, 2023, approved the amalgamation / merger of Medvantage with the Company as per the provisions of Section 233 of the Companies Act 2013 read with Rule 25 (Compromises, Arrangements and Amalgamations) Rules 2016 under the fast track route and other applicable provisions, if any, and subject to requisite approvals of the shareholders of the Company/regulatory authorities.

The acquisition of MITPL is of significant strategic value for the Company and will further strengthen the Company's market leadership position in India. It is a significant non adjusting event.

38 Segment reporting

(a) The Company operates under the principal business segment viz. "business of health benefits administration and health management services". The Chief Operating Decision Maker (CODM) views and monitors the operating results of its single business segment for the purpose of making decisions about resource allocation and performance assessment. Also, operations of the Company is substantially in domestic market. Accordingly, there are no separate reportable segments in accordance with the requirements of Ind AS 108 'Operating segment' and hence, there are no additional disclosures to be provided other than those already provided in the financial statements.

(b) Information about major customers (external customers):

(i) For the year ended March 31, 2023, revenue from contract with customers of two customers of the Company represented approximately 45% and 10%, of the Company's revenue from contract with customers.

(ii) For the year ended 31 March 2022, revenue from contract with customers of two customers of the Company represented approximately 42% and 15%, of the Company's revenue from contract with customers

39 Related party disclosures

In compliance with Ind AS 24 - "Related Party Disclosures", as notified under Rule 3 of the Companies (Indian Accounting Standards) Rules, 2015 and Companies (Indian Accounting Standards) Amendment Rules, 2016 the required disclosures are given below:

(A) Names of the related parties and description of relationship

(i). Holding Company

Medi Assist Healthcare Services Limited

(ii). Key Management Personnel

Dr. Vikram Jit Singh Chhatwal - Director

Mrs. Srimathi Ranganathan - Director

Satish Venkata Naga Gidugu - Director

Mr. Nikhil Chopra - Director

Mrs. Himani Atul Kapadia - Director

Suchitra Krishnakumar - Company Secretary

(iii). Subsidiary

Medvantage Insurance TPA Private Limited (formerly known as UnitedHealthcare Parekh Insurance TPA Private Limited) (w.e.f February 13, 2023)

(iv) Enterprises owned or significantly influenced by Key Management Personnel

Phasorz Technologies Private Limited

(B) Summary of transactions with the above related parties are as follows :

Particulars	For the year ended March 31, 2023	For the year ended March 31, 2022
Support service fee paid to Phasorz Technologies Private Limited	15.11	23.86
Software subscription charges paid to Medi Assist Healthcare Services Limited	557.15	462.14
Reimbursement of expenses to - For staff Medical Insurance Medi Assist Healthcare Services Limited	19.76	17.74
- For Health screenings Phasorz Technologies Private Limited	45.53	153.12
Reimbursement of expenses from Medi Assist Healthcare Services Limited	25.14	21.49

(This space is intentionally left blank)



Medi Assist Insurance TPA Private Limited

Notes to the financial statements

(All amounts are in Indian Rupees in millions, unless otherwise stated)

39 B Summary of transactions with the above related parties (continued)

Transfer of gratuity liability		
Medi Assist Healthcare Services Limited	-	8.45
Medvantage Insurance TPA Private Limited	8.26	-
Transfer of CWIP		
Medi Assist Healthcare Services Limited	41.44	35.74
Investment in		
Medvantage Insurance TPA Private Limited (refer note 37)	295.00	-
Transfer of asset to		
Medi Assist Healthcare Services Limited	17.50	-
Reimbursement of expense to Director		
	0.62	-
Dividend paid		
Medi Assist Healthcare Services Limited	200.00	-
Remuneration to Key Managerial Personnel		
i) Short term employee benefits	12.73	8.89
ii) Director sitting fees	1.70	0.70

(a) The expenses reflected in Statement of Profit and Loss are net of those cross charged to the holding Company and that the management is confident of recovering the entire other receivable balance including the cross charge amount.

(b) As the liability for gratuity and compensated absence is provided on an actuarial basis for the Company as a whole, the amount pertaining to Director is not ascertainable and, therefore not included above.

(C) The Company has the following amount due from/ to related parties

Particulars	As at	As at
	March 31, 2023	March 31, 2022
Amount payable towards rendering of services (Trade payables)		
Medi Assist Healthcare Services Limited	73.78	215.94
Phasorz Technologies Private Limited	37.90	64.31
Other payables		
Phasorz Technologies Private Limited	4.46	37.50
Accrued Expenses		
Phasorz Technologies Private Limited	1.97	-
Other receivable		
Medi Assist Healthcare Services Limited	43.18	69.52
Medvantage Insurance TPA Private Limited	8.26	-
Other financial liabilities		
Employee benefits payable	3.00	0.95

40 Micro, small and medium enterprise

The Ministry of Micro, Small and Medium Enterprises has issued an office memorandum dated August 26, 2008 which recommends that the micro and small enterprises should mention in their correspondence with its customers the entrepreneurs memorandum number as allocated after filing of the memorandum in accordance with the 'Micro, Small and Medium Enterprises Development Act, 2006 ('the Act'). Accordingly, the disclosure in respect of the amounts payable to such enterprises as at March 31, 2023 and March 31, 2022 has been made in the financial statements based on information received and available with the Company. Further in view of the Management, the impact of interest, if any, that may be payable in accordance with the provisions of the Act is not expected to be material. The Company have following below dues to micro and small enterprises as at March 31, 2023 and March 31, 2022.

The principal amount and the interest due thereon remaining unpaid to any supplier at the end of each accounting period/year:

Particulars	As at	As at
	March 31, 2023	March 31, 2022
The principal amount and the interest due thereon remaining unpaid to any supplier at the end of each accounting year:		
Principal	65.59	31.36
Interest	1.23	1.20
Total	66.82	32.56

The amount of interest paid by the buyer in terms of section 16 of the Micro, Small and Medium Enterprises Development Act, 2006, along with the amount of the payment made to the supplier beyond the appointed day during each accounting year.

The amount of interest due and payable for the period of delay in making payment (which have been paid but beyond the appointed day during the year) but without adding the interest specified under the Micro, Small and Medium Enterprises Development Act, 2006.

The amount of interest accrued and remaining unpaid at the end of each accounting year.

The amount of further interest remaining due and payable even in the succeeding years, until such date when the interest dues above are actually paid to the small enterprise, for the purpose of disallowance of a deductible expenditure under section 23 of the Micro, Small and Medium Enterprises Development Act, 2006.

The information given above is to the extent such parties have been identified by the Company on the basis of information disclosed by the suppliers

41 The Company does not have any long-term contracts including derivative contracts for which there are any material foreseeable losses.

(This space is intentionally left blank)



Medi Assist Insurance TPA Private Limited

Notes to the financial statements

(All amounts are in Indian Rupees in millions, unless otherwise stated)

42 Ratios

Sr. No.	Ratio	Numerator / denominator	March 31, 2023		March 31, 2022		% Change from 31 March 31, 2022 to March 31, 2023	Reason for change by more than 25%
			Amount	Ratios	Amount	Ratios		
1	Current ratio	= Current assets Current liabilities	3,821.39 2,458.06	1.55	3,493.32 2,386.59	1.46	6%	-
2	Debt- Equity Ratio	= Total Debt Shareholder's equity	277.63 2,551.84	0.11	228.99 2,111.79	0.11	0%	-
3	Debt Service coverage Ratio	= Earnings available for debt service Debt Service	- -	-	- -	-	-	-
4	Return on Equity ("ROE")	= Net profits after taxes - Preference dividend Average shareholder's equity	771.68 2,331.82	0.33	456.69 1,889.17	0.24	37%	Due to increase in net profit after tax.
5	Inventory Turnover Ratio	= Cost of Goods sold Average Inventory	- -	-	- -	-	-	-
6	Trade receivables turnover ratio	= Net Credit Sales Average Accounts Receivable	4,849.03 1,114.64	4.35	3,853.77 1,065.65	3.62	20%	-
7	Trade payables turnover ratio	= Net Credit Purchases Average Accounts Payable	1,974.87 393.63	5.02	1,677.81 470.80	3.56	41%	Due to timely payment to creditors.
8	Net capital turnover ratio	= Net Sales Working Capital	4,849.03 1,363.33	3.56	3,853.77 1,106.73	3.48	2%	-
9	Net profit ratio	= Net Profit after tax Net Sales	771.68 4,849.03	0.16	456.69 3,853.77	0.12	34%	Due to increase in revenue and net profit after tax.
10	Return on capital employed (ROCE)	= Earning before interest and taxes Capital Employed	1,066.49 2,551.84	0.42	650.55 2,111.79	0.31	36%	Due to higher profit.
11	Return on investment	= Income generated from invested funds Average invested funds in treasury investments	97.71 2,060.04	0.05	64.74 1,616.68	0.04	18%	-

(This space is intentionally left blank)



43 Additional Regulatory Information required under Schedule III

(i) Details of benami property held

The Company does not have any benami property, where any proceeding has been initiated or pending against the Company for holding any benami property under the Benami Transactions (Prohibition) Act, 1988 and rules made thereunder.

(ii) Borrowing secured against current assets

The Company has no borrowings from banks/financial institutions on the basis of security of current assets.

(iii) Willful defaulter

The Company has not been declared willful defaulter by any bank or financial institution or government or any government authority.

(iv) Relationship with struck off companies

The Company did not have any material transactions with companies struck off under section 248 of the Companies Act, 2013 or section 560 of the Companies Act, 1956.

(v) Compliance with number of layers of companies

The Company has complied with the number of layers prescribed under clause (87) of section 2 of the Act read with the Companies (Restriction on number of Layers) Rules, 2017.

(vi) Compliance with approved scheme(s) of arrangements

The Company has not entered into any approved scheme of arrangement which has an accounting impact in current or previous financial year. Also refer note 37.

(vii) Utilisation of borrowed funds and share premium

I The Company has not advanced or loaned or invested funds to any other person(s) or entity(ies), including foreign entities (Intermediaries) with the understanding that the Intermediary shall:

- (a) directly or indirectly lend or invest in other persons or entities identified in any manner whatsoever by or on behalf of the Company (Ultimate Beneficiaries) or
(b) provide any guarantee, security or the like to or on behalf of the ultimate beneficiaries

II The Company has not received any fund from any person(s) or entity(ies), including foreign entities (Funding Party) with the understanding (whether recorded in writing or otherwise) that the Company shall:

- (a) directly or indirectly lend or invest in other persons or entities identified in any manner whatsoever by or on behalf of the Funding Party (Ultimate Beneficiaries) or
(b) provide any guarantee, security or the like on behalf of the ultimate beneficiaries

(viii) Undisclosed income

The Company has not entered into any transaction which is not recorded in the books of accounts that has been surrendered or disclosed as income during the year in the tax assessments under the Income Tax Act, 1961 (such as, search or survey or any other relevant Provisions of the Income Tax Act, 1961)

(ix) Details of crypto currency or virtual currency

The Company has not traded or invested in crypto currency or virtual currency during the current or previous year.

(x) Valuation of property, plant and equipment, intangible asset and investment property

The Company has not revalued its property, plant and equipment (including right-of-use assets) or intangible assets or both during the current or previous year. The Company does not have investment property.

(xi) Registration of charges or satisfaction with Registrar of Companies

There are no charges or satisfaction which are yet to be registered with the Registrar of Companies beyond the statutory period.

44 Exceptional item

There are no exceptional items as on balance sheet date.

45 Events after the reporting date

The Company evaluated all events or transactions that occurred after the balance sheet date through, the date at which the financial statements were available to be issued and determined that there are no other items to disclose except those already disclosed in the financial in earlier notes.

46 The Code on Social Security 2020

The Code on Social Security 2020 ('the Code') relating to employee benefits, during the employment and post-employment, has received Presidential assent on September 28, 2020. The Code has been published in the Gazette of India. Further, the ministry of labour and employment has released draft rules for the Code on November 13, 2020. However, the effective date from which the changes are applicable is yet to be notified and rules for quantifying the financial impact are also not yet issued.

The Company will assess the impact of the Code and will give appropriate impact in the financial statements in the period in which, the Code becomes effective and the related rules to determine the financial impact are published.

47 Previous year figures have been regrouped/ reclassified to conform to the current year classification

The accompanying notes are an integral part of the financial statements

As per our report of even date attached.

For M S K A & Associates

Chartered Accountants

ICAI Firm Registration Number: 105047W



Amit Kumar Jhunjunwala
Partner
Membership Number: 067183



For and on behalf of the Board of Directors of

Medi Assist Insurance TPA Private Limited

CIN:U85199KA1999PTC025676



Dr. Vikram Jit Chhatwal
Chairman and Director
DIN: 01606329

Place: Bengaluru
Date: June 29, 2023



Satish Gidugu
Director
DIN: 06643677

Suchitra Krishnakumar
Company Secretary
ICSI Membership No: A29245

Place: Bengaluru
Date: June 29, 2023

