

## INDEPENDENT AUDITOR'S REPORT

To the Members of Medi Assist Healthcare Services Limited

### Report on the Audit of the Standalone Financial Statements

#### Opinion

We have audited the accompanying standalone financial statements of Medi Assist Healthcare Services Limited ("the Company"), which comprise the standalone balance sheet as at March 31, 2024, and the standalone statement of profit and loss, including other comprehensive income, standalone statement of changes in equity and standalone statement of cash flows for the year then ended, and notes to the standalone financial statements, including material accounting policies and other explanatory information (hereinafter referred to as the "standalone financial statements").

In our opinion and to the best of our information and according to the explanations given to us, the aforesaid standalone financial statements give the information required by the Companies Act, 2013 ("the Act") in the manner so required and give a true and fair view in conformity with the Indian Accounting Standards prescribed under section 133 of the Act read with Companies (Indian Accounting Standards) Rules, 2015, as amended ("Ind AS") and other accounting principles generally accepted in India, of the state of affairs of the Company as at March 31, 2024, and its profit and other comprehensive income, changes in equity and its cash flows for the year ended on that date.

#### Basis for Opinion

We conducted our audit of the standalone financial statements in accordance with the Standards on Auditing (SAs) specified under section 143(10) of the Act. Our responsibilities under those Standards are further described in the 'Auditor's Responsibilities for the Audit of the Standalone Financial Statements' section of our report. We are independent of the Company in accordance with the Code of Ethics issued by the Institute of Chartered Accountants of India ("ICAI") together with the ethical requirements that are relevant to our audit of the standalone financial statements under the provisions of the Act and the Rules thereunder, and we have fulfilled our other ethical responsibilities in accordance with these requirements and the Code of Ethics. We believe that the audit evidence obtained by us is sufficient and appropriate to provide a basis for our opinion.

#### Key Audit Matters

We have determined that there are no key audit matters to communicate in our report.

#### Information Other than the Standalone Financial Statements and Auditor's Report Thereon

The Company's Board of Directors is responsible for the other information. The other information comprises the Management report and Director's report but does not include the standalone financial statements and our auditor's report thereon, which we obtained prior to the date of this auditor's report, and the Chairman's statement, Business Responsibility and Sustainability Reporting etc, which is expected to be made available to us after that date.

Our opinion on the standalone financial statements does not cover the other information and we do not express any form of assurance conclusion thereon.

In connection with our audit of the standalone financial statements, our responsibility is to read the other information and, in doing so, consider whether the other information is materially inconsistent with the standalone financial statements, or our knowledge obtained in the audit or otherwise appears to be materially misstated. If, based on the work we have performed, we conclude that there is a material misstatement of this other information, we are required to report that fact. We have nothing to report in this regard.



# MSKA & Associates

## Chartered Accountants

When we read the Chairman's statement, Business Responsibility and Sustainability Reporting etc, if we conclude that there is a material misstatement therein, we are required to communicate the matter to those charged with governance under SA 720 'The Auditor's responsibilities Relating to Other Information'.

### Responsibilities of Management and Board of Directors for the Standalone Financial Statements

The Company's Board of Directors is responsible for the matters stated in section 134(5) of the Act with respect to the preparation of these standalone financial statements that give a true and fair view of the financial position, financial performance, changes in equity and cash flows of the Company in accordance with the accounting principles generally accepted in India, including the Accounting Standards specified under section 133 of the Act. This responsibility also includes maintenance of adequate accounting records in accordance with the provisions of the Act for safeguarding of the assets of the Company and for preventing and detecting frauds and other irregularities; selection and application of appropriate accounting policies; making judgments and estimates that are reasonable and prudent; and design, implementation and maintenance of adequate internal financial controls, that were operating effectively for ensuring the accuracy and completeness of the accounting records, relevant to the preparation and presentation of the standalone financial statements that give a true and fair view and are free from material misstatement, whether due to fraud or error.

In preparing the standalone financial statements, the Management and Board of Directors are responsible for assessing the Company's ability to continue as a going concern, disclosing, as applicable, matters related to going concern and using the going concern basis of accounting unless the Board of Directors either intends to liquidate the Company or to cease operations, or has no realistic alternative but to do so.

The Board of Directors are also responsible for overseeing the Company's financial reporting process.

### Auditor's Responsibilities for the Audit of the Standalone Financial Statements

Our objectives are to obtain reasonable assurance about whether the standalone financial statements as a whole are free from material misstatement, whether due to fraud or error, and to issue an auditor's report that includes our opinion. Reasonable assurance is a high level of assurance but is not a guarantee that an audit conducted in accordance with SAs will always detect a material misstatement when it exists. Misstatements can arise from fraud or error and are considered material if, individually or in the aggregate, they could reasonably be expected to influence the economic decisions of users taken on the basis of these standalone financial statements.

We give in "Annexure A" a detailed description of Auditor's Responsibilities for Audit of the Standalone Financial Statements.

### Report on Other Legal and Regulatory Requirements

1. As required by the Companies (Auditor's Report) Order, 2020 ("the Order") as amended, issued by the Central Government of India in terms of sub-section (11) of section 143 of the Act, we give in "Annexure B" a statement on the matters specified in paragraphs 3 and 4 of the Order, to the extent applicable.
2. As required by Section 143(3) of the Act, we report that:
  - (a) We have sought and obtained all the information and explanations which to the best of our knowledge and belief were necessary for the purposes of our audit.
  - (b) In our opinion, proper books of account as required by law have been kept by the Company so far as it appears from our examination of those books except for the matters stated in the paragraph 2 (h) (vi) below on reporting under Rule 11(g) of the Companies (Audit and Auditors) Rules, 2014.



# MSKA & Associates

Chartered Accountants

- (c) The standalone balance sheet, the standalone statement of profit and loss including other comprehensive income, the standalone statement of changes in equity and the standalone statement of cash flows dealt with by this Report are in agreement with the books of account.
  - (d) In our opinion, the aforesaid standalone financial statements comply with the Accounting Standards specified under Section 133 of the Act.
  - (e) On the basis of the written representations received from the directors as on March 31, 2024 taken on record by the Board of Directors, none of the directors are disqualified as on March 31, 2024 from being appointed as a director in terms of Section 164 (2) of the Act.
  - (f) With respect to the adequacy of the internal financial controls with reference to standalone financial statements of the Company and the operating effectiveness of such controls, refer to our separate Report in “Annexure C”.
  - (g) The reservation relating to the maintenance of accounts and other matters connected therewith are as stated in paragraph 2(b) above on reporting under Section 143(3)(b) and paragraph 2(h)(vi) below on reporting under Rule 11(g) of the Companies (Audit and Auditors) Rules, 2014.
  - (h) With respect to the other matters to be included in the Auditor’s Report in accordance with Rule 11 of the Companies (Audit and Auditors) Rules, 2014, in our opinion and to the best of our information and according to the explanations given to us:
    - i. The Company has disclosed the impact of pending litigations on its financial position in its standalone financial statements - Refer Note 25 to the standalone financial statements.
    - ii. The Company has long-term contracts including derivative contracts for which there were no material foreseeable losses.
    - iii. There were no amounts which were required to be transferred to the Investor Education and Protection Fund by the Company.
    - iv.
1. The Management has represented that, to the best of its knowledge and belief, no funds have been advanced or loaned or invested (either from borrowed funds or share premium or any other sources or kind of funds) by the Company to or in any other person(s) or entity(ies), including foreign entities (“Intermediaries”), with the understanding, whether recorded in writing or otherwise, that the Intermediary shall, directly or indirectly lend or invest in other persons or entities identified in any manner whatsoever by or on behalf of the Company (“Ultimate Beneficiaries”) or provide any guarantee, security or the like on behalf of the Ultimate Beneficiaries.
  2. The Management has represented, that, to the best of its knowledge and belief, no funds have been received by the Company from any person(s) or entity(ies), including foreign entities (Funding Parties), with the understanding, whether recorded in writing or otherwise, as on the date of this audit report, that the Company shall, directly or indirectly, lend or invest in other persons or entities identified in any manner whatsoever by or on behalf of the Funding Party (“Ultimate Beneficiaries”) or provide any guarantee, security or the like on behalf of the Ultimate Beneficiaries.



# MSKA & Associates

Chartered Accountants

3. Based on the audit procedures performed that have been considered reasonable and appropriate in the circumstances, and according to the information and explanations provided to us by the Management in this regard nothing has come to our notice that has caused us to believe that the representations under sub-clause (i) and (ii) of Rule 11(e) as provided under (1) and (2) above, contain any material mis-statement.
- v. The final dividend paid by the Company during the year in respect of the same declared for the previous year is in accordance with section 123 of the Companies Act 2013 to the extent it applies to payment of dividend.

The Board of Directors of the Company have proposed final dividend for the year which is subject to the approval of the members at the ensuing Annual General Meeting. The dividend declared is in accordance with section 123 of the Act to the extent it applies to declaration of dividend. (Refer Note 14 to the Standalone financial statements)

vi.

Based on our examination, except for the instances mentioned below, the Company has used accounting softwares for maintaining its books of account during the year ended March 31, 2024, which has a feature of recording audit trail (edit log) facility and the same has been enabled and operated throughout the year for all relevant transactions recorded in the accounting software and further, we did not come across any instance of the audit trail feature being tampered with.

1. The accounting software used by the Company for management of claims has a feature of recording audit trail (edit log) facility, however, we are unable to comment on whether the audit trail feature was enabled in the said software and whether it was operated throughout the year for all relevant transactions recorded in the software. We are further unable to comment as to whether there were any instances of the audit trail feature been tampered with, if the audit trail feature was enabled.
2. The accounting software used by the Company for maintaining and processing its payroll records and transactions during the year ended March 31, 2024 was operated by a third-party software service provider. In the absence of independent service auditors report, we are unable to comment whether the software has a feature of recording audit trail (edit log) facility, nor are we able to comment on whether the audit trail feature was enabled in the said software and operated throughout the year for all relevant transactions recorded in the software. We are further unable to comment as to whether there were any instances of the audit trail feature been tampered with.



# MSKA & Associates

Chartered Accountants

3. In our opinion, according to information, explanations given to us, the remuneration paid by the Company to its directors is within the limits laid prescribed under Section 197 read with Schedule V of the Act and the rules thereunder.

**For M S K A & Associates**  
**Chartered Accountants**  
ICAI Firm Registration No. 105047W

**Pankaj Bhauwala**  
**Partner**  
Membership No. 233552  
UDIN: 24233552BKBKJV5926

**Place: Bengaluru**  
**Date: May 15, 2024**



**ANNEXURE A TO THE INDEPENDENT AUDITOR'S REPORT ON EVEN DATE ON THE STANDALONE FINANCIAL STATEMENTS OF MEDI ASSIST HEALTHCARE SERVICES LIMITED**

**Auditor's Responsibilities for the Audit of the Standalone Financial Statements**

As part of an audit in accordance with SAs, we exercise professional judgment and maintain professional skepticism throughout the audit. We also:

- Identify and assess the risks of material misstatement of the standalone financial statements, whether due to fraud or error, design and perform audit procedures responsive to those risks, and obtain audit evidence that is sufficient and appropriate to provide a basis for our opinion. The risk of not detecting a material misstatement resulting from fraud is higher than for one resulting from error, as fraud may involve collusion, forgery, intentional omissions, misrepresentations, or the override of internal control.
- Obtain an understanding of internal control relevant to the audit in order to design audit procedures that are appropriate in the circumstances. Under section 143(3)(i) of the Act, we are also responsible for expressing our opinion on whether the company has adequate internal financial controls with reference to standalone financial statements in place and the operating effectiveness of such controls.
- Evaluate the appropriateness of accounting policies used and the reasonableness of accounting estimates and related disclosures made by management and Board of Directors.
- Conclude on the appropriateness of management and Board of Director's use of the going concern basis of accounting and, based on the audit evidence obtained, whether a material uncertainty exists related to events or conditions that may cast significant doubt on the Company's ability to continue as a going concern. If we conclude that a material uncertainty exists, we are required to draw attention in our auditor's report to the related disclosures in the standalone financial statements or, if such disclosures are inadequate, to modify our opinion. Our conclusions are based on the audit evidence obtained up to the date of our auditor's report. However, future events or conditions may cause the Company to cease to continue as a going concern.
- Evaluate the overall presentation, structure and content of the standalone financial statements, including the disclosures, and whether the standalone financial statements represent the underlying transactions and events in a manner that achieves fair presentation.

We communicate with those charged with governance regarding, among other matters, the planned scope and timing of the audit and significant audit findings, including any significant deficiencies in internal control that we identify during our audit.

We also provide those charged with governance with a statement that we have complied with relevant ethical requirements regarding independence, and to communicate with them all relationships and other matters that may reasonably be thought to bear on our independence, and where applicable, related safeguards.



# MSKA & Associates

Chartered Accountants

From the matters communicated with those charged with governance, we determine those matters that were of most significance in the audit of the standalone financial statements for the year ended March 31, 2024 and are therefore, the key audit matters. We describe these matters in our auditor's report unless law or regulation precludes public disclosure about the matter or when, in extremely rare circumstances, we determine that a matter should not be communicated in our report because the adverse consequences of doing so would reasonably be expected to outweigh the public interest benefits of such communication.

For M S K A & Associates  
Chartered Accountants  
ICAI Firm Registration No. 105047W

**Pankaj S Bhauwala**  
Partner  
Membership No. 233552  
UDIN: 24233552BKBKJV5926

Place: Bengaluru  
Date: May 15, 2024



**ANNEXURE B TO INDEPENDENT AUDITORS' REPORT OF EVEN DATE ON THE STANDALONE FINANCIAL STATEMENTS OF MEDI ASSIST HEALTHCARE SERVICES LIMITED FOR THE YEAR ENDED MARCH 31, 2024**

[Referred to in paragraph 1 under 'Report on Other Legal and Regulatory Requirements' in the Independent Auditors' Report]

- i. (a)A The Company has maintained proper records showing full particulars including quantitative details and situation of property, plant and equipment, and relevant details of right-of-use assets.
    - B The Company has maintained proper records showing full particulars of intangible assets.
  - (b) All the property, plant and equipment, and right-of-use assets were physically verified by the management in the previous year in accordance with a planned programme of verifying them once in three years which, in our opinion, is reasonable having regard to the size of the Company and the nature of its assets. No material discrepancies were noticed on such verification.
  - (c) According to the information and explanations given to us, there are no immovable properties (other than properties where the Company is the lessee and the lease agreements are duly executed in favour of the lessee) and accordingly, the requirements under paragraph 3(i)(c) of the Order are not applicable to the Company.
  - (d) According to the information and explanations given to us, the Company has not revalued its property, plant and equipment (including right-of-use assets) and intangible assets during the year. Accordingly, the provisions stated under clause 3(i)(d) of the Order are not applicable to the Company.
  - (e) According to the information and explanations given to us, no proceeding has been initiated or pending against the Company for holding benami property under the Benami Transactions (Prohibition) Act, 1988, as amended and rules made thereunder. Accordingly, the provisions stated under clause 3(i)(e) of the Order are not applicable to the Company.
- ii. (a) The Company is involved in the business of rendering services and does not hold any inventory. Accordingly, the provisions stated under clause 3(ii)(a) of the Order are not applicable to the Company.
    - (b) The Company has not been sanctioned any working capital limits during the year on the basis of security of current assets. Accordingly, the provisions stated under clause 3(ii)(b) of the Order is not applicable to the Company.
  - iii. According to the information and explanations provided to us, the Company has provided advances in the nature of loans to other parties (employees) during the year, in respect of which the requisite information is as below.

Other than the above, the Company has not made any investments and has not granted any loans or advances in the nature of loans, has not provided any guarantee or security to companies, firms or limited liability partnerships during the year.

a)

- A. Based on the audit procedures carried on by us and as per the information and explanations given to us, the Company has not given any loans or advances in the nature of loans or stood guarantee or provided security to subsidiaries. The Company does not hold any investment in any joint ventures or associates.





# MSKA & Associates

Chartered Accountants

- B. The details of such loans, advances, guarantee or security to parties (employees) other than subsidiaries, joint ventures and associates are as follows:

Particulars	Guarantees	Security	Loans	INR in millions
				Advances in the nature of loans
Aggregate amount granted/provided during the year - Others	-	-	-	4.30
Balance Outstanding as at balance sheet date in respect of above cases - Others	-	-	-	0.90

- b) According to the information and explanations given to us and based on the audit procedures performed by us, we are of the opinion that the terms and conditions in relation to grant of advances in the nature of loans provided are not prejudicial to the interest of the Company.
- c) In case of interest free advance in the nature of loan provided to other parties (employees), schedule of repayment of principal has been stipulated and the repayments or receipts have been regular.
- d) According to the information and explanations given to us and on the basis of our examination of the records of the Company, there are no amounts overdue for more than ninety days in respect of advances in the nature loans provided to other parties (employees).
- e) According to the information explanation given to us and on the basis of our examination of the records of the Company, there is no overdue amount for more than ninety days in respect of advances in the nature of loans given to other parties (employees). Accordingly, the provisions stated under clause 3(iii)(e) of the Order are not applicable to the Company.
- f) According to the information explanation provided to us, the Company has not any granted loans/advances either repayable on demand or without specifying any terms or period of repayment during the year. Accordingly, the provisions stated under clause 3(iii)(f) of the Order are not applicable to the Company.
- iv. According to the information and explanations given to us, there are no loans, investments, guarantees, and security in respect of which provisions of sections 185 of the Companies Act, 2013 (the 'Act'), are applicable and accordingly, the provisions stated under clause 3(iv) of the Order to that extent is not applicable to the Company. According to the information and explanations given to us, the Company has complied with the provisions of Section 186 of the Act in respect of loans, investments, guarantees and security made.



# MSKA & Associates

## Chartered Accountants

- v. According to the information and explanations given to us, the Company has neither accepted any deposits from the public nor any amounts which are deemed to be deposits, within the meaning of Sections 73, 74, 75 and 76 of the Act and the rules framed there under. Accordingly, the provisions stated under clause 3(iv) of the Order is not applicable to the Company. Also, there are no amounts outstanding as on March 31, 2024, which are in the nature of deposits.
- vi. According to the information and explanations given to us, the Central Government has not prescribed the maintenance of cost records under Section 148(1) of the Act for the services provided by the Company. Accordingly, clause 3(vi) of the Order is not applicable.
- vii. (a) According to the information and explanations given to us and the records of the Company examined by us, in our opinion, undisputed statutory dues including goods and services tax, provident fund, employees' state insurance, income-tax, duty of customs, cess, and other statutory dues have generally been regularly deposited with the appropriate authorities during the year, though there has been a slight delay in a few cases.

There are no undisputed amounts payable in respect of goods and services tax, provident fund, employees' state insurance, income-tax, duty of customs, cess, and other statutory dues in arrears as at March 31, 2024, outstanding for a period of more than six months from the date they became payable.

- vii. (b) According to the information and explanation given to us and examination of records of the Company, details of statutory dues referred to in sub-clause (a) above which have not been deposited as on March 31, 2024, on account of any dispute, are as follows:

Name of the statute	Nature of dues	Amount Demanded (Rs. in millions)	Amount Paid Rs.	Period to which the amount relates	Forum where dispute is pending
Income Tax Act, 1961	Income tax and interest there on	3.74	-	2017-18	Commissioner of Income Taxes (Appeals), Bengaluru
Income Tax Act, 1961	Income tax and interest there on	12.76	2.52	2018-19	Commissioner of Income Taxes (Appeals), Bengaluru
Income Tax Act, 1961	Income tax and interest there on	0.28	-	2020-21	Commissioner of Income Taxes (Appeals), Bengaluru

- viii. According to the information and explanations given to us, there are no transactions which are not accounted in the books of account which have been surrendered or disclosed as income during the year in Income-tax Assessment of the Company. Accordingly, the provision stated under clause 3(viii) of the Order is not applicable to the Company.

- (a) The Company does not have any loans or borrowings or interest thereon due to any lenders during the year. Accordingly, the provision stated under clause 3(ix)(a) of the Order is not applicable to the Company.



# MSKA & Associates

## Chartered Accountants

- (b) According to the information and explanations given to us and on the basis of our audit procedures, we report that the Company has not been declared wilful defaulter by any bank or financial institution or government or any government authority.
- (c) In our opinion and according to the information and explanations provided to us, no money was raised by way of term loans. Accordingly, the provision stated under clause 3(ix)(c) of the Order is not applicable to the Company.
- (d) According to the information and explanation provided to us, there are no funds raised on short term basis. Accordingly, the provision stated under clause 3(ix)(d) of the Order is not applicable to the Company.
- (e) According to the information explanation given to us and on an overall examination of the standalone financial statements of the Company, we report that the Company has not taken any funds from an any entity or person on account of or to meet the obligations of its subsidiaries.
- (f) According to the information and explanations given to us and procedures performed by us, we report that the Company has not raised loans during the year on the pledge of securities held in its subsidiaries. Accordingly, reporting under Clause 3(ix)(f) of the order is not applicable to the Company.
- x. (a) During the year, the Company had completed its Initial Public Offering of equity share that were listed on National Stock Exchange of India Limited (NSE) and BSE Limited (BSE) with effect from January 23, 2024. The issue comprised of offer by existing shareholders to sell equity shares held by them (offer for sale). Therefore, requirement to report on application of moneys raised by the Company by way of initial public offer for the purpose for which those were raised are not applicable and hence not commented upon.
- (b) According to the information and explanations given to us and based on our examination of the records of the Company, the Company has not made any preferential allotment or private placement of shares or fully, partly, or optionally convertible debentures during the year. Accordingly, the provisions stated under clause 3(x)(b) of the Order are not applicable to the Company.
- xi. (a) Based on our examination of the books and records of the Company, carried out in accordance with the generally accepted auditing practices in India, and according to the information and explanations given to us, we report that no material fraud by the Company or on the Company has been noticed or reported during the year in the course of our audit. However, there has been one instance of an employee collusion, based on a whistleblower report in case of a wholly owned subsidiary. The estimated total impact of the case is Rs.0.47 million. The corresponding amount has been fully accounted for in the financial statements of wholly owned subsidiary. The management has taken appropriate measures to enhance the effectiveness of its operative controls.
- (b) Based on our examination of the books and records of the Company, carried out in accordance with the generally accepted auditing practices in India, and according to the information and explanations given to us, a report under Section 143(12) of the Act, in Form ADT-4, as prescribed under rule 13 of Companies (Audit and Auditors) Rules, 2014 was not required to be filed with the Central Government. Accordingly, the provisions stated under clause 3(xi)(b) of the Order is not applicable to the Company.
- (c) We have taken into consideration the whistle blower complaints received by the Company during the year and shared with us for reporting under this clause, while determining the nature, timing, and extent of audit procedures.
- xii. The Company is not a Nidhi Company. Accordingly, the provisions stated under clause 3(xii)(a) to (c) of the Order are not applicable to the Company.



# MSKA & Associates

## Chartered Accountants

- xiii. According to the information and explanations given to us and based on our examination of the records of the Company, transactions with the related parties are in compliance with Sections 177 and 188 of the Companies Act, 2013, where applicable and details of such transactions have been disclosed in the standalone financial statements as required by the applicable accounting standards.
- xiv. (a) In our opinion and based on our examination, the Company has an internal audit system commensurate with the size and nature of its business.
- (b) We have considered the internal audit reports of the Company issued till the date of our audit report, for the period under audit.
- xv. According to the information and explanations given to us, in our opinion, during the year, the Company has not entered into any non-cash transactions with directors or persons connected with its directors and accordingly, the reporting on compliance with the provisions of Section 192 of the Act in clause 3(xv) of the Order are not applicable to the Company.
- xvi. (a) The Company is not required to be registered under Section 45 IA of the Reserve Bank of India Act, 1934 (2 of 1934) and accordingly, the provisions stated under clause 3(xvi)(a) of the Order are not applicable to the Company.
- (b) The Company is not engaged in any Non-Banking Financial or Housing Finance activities during the year and accordingly, the provisions stated under clause 3 (xvi)(b) of the Order are not applicable to the Company.
- (c) The Company is not a Core investment Company (CIC) as defined in the regulations made by Reserve Bank of India. Accordingly, the provisions stated under clause 3 (xvi)(c) of the Order are not applicable to the Company.
- (d) According to the information and explanations provided to us, the Group (as defined in the Core Investment Companies (Reserve Bank) Directions, 2016) does not have any Core Investment Company as part of its group. Accordingly, the provisions stated under clause 3(xvi)(d) of the order are not applicable to the Company.
- xvii. Based on the overall review of standalone financial statements, the Company has not incurred cash losses in the current financial year and in the immediately preceding financial year. Accordingly, the provisions stated under clause 3(xvii) of the Order are not applicable to the Company.
- xviii. There has been no resignation of the statutory auditors during the year. Accordingly, the provisions stated under clause 3(xviii) of the Order are not applicable to the Company.
- xix. According to the information and explanations given to us and on the basis of the financial ratios, ageing and expected dates of realization of financial assets and payment of financial liabilities, other information accompanying the standalone financial statements, our knowledge of the Board of Directors and management plans and based on our examination of the evidence supporting the assumptions, nothing has come to our attention, which causes us to believe that any material uncertainty exists as on the date of the audit report that Company is not capable of meeting its liabilities existing at the date of balance sheet as and when they fall due within a period of one year from the balance sheet date. We, however, state that this is not an assurance as to the future viability of the Company. We further state that our reporting is based on the facts up to the date of the audit report and we neither give any guarantee nor any assurance that all liabilities falling due within a period of one year from the balance sheet date, will get discharged by the Company as and when they fall due.



# MSKA & Associates

Chartered Accountants

- xx. According to the information and explanations given to us and based on our verification, the provisions of Section 135 of the Companies Act, 2013, are applicable to the Company. The Company has made the required contributions during the year and there are no unspent amounts which are required to be transferred either to a Fund specified in schedule VII of the Companies Act, or to a Special Account as per the provisions of Section 135 of the Companies Act, 2013 read with schedule VII to the Companies Act, 2013. Accordingly, reporting under clause 3(xx)(a) and 3(xx)(b) of the Order is not applicable to the Company.
- xxi. The reporting under clause 3(xxi) of the Order is not applicable in respect of audit of standalone financial statements. Accordingly, no comment in respect of the said Clause has been included in the report.

**For M S K A & Associates**  
**Chartered Accountants**  
ICAI Firm Registration No. 105047W



**Pankaj S Bhauwala**  
Partner  
Membership No. 233552  
UDIN: 24233552BKBKJV5926

Place: Bengaluru  
Date: May 15, 2024



**ANNEXURE C TO THE INDEPENDENT AUDITOR'S REPORT OF EVEN DATE ON THE STANDALONE FINANCIAL STATEMENTS OF MEDI ASSIST HEALTHCARE SERVICES LIMITED**

[Referred to in paragraph 2(f) under 'Report on Other Legal and Regulatory Requirements' in the Independent Auditors' Report of even date to the Members of Medi Assist Healthcare Services Limited on the Financial Statements for the year ended March 31, 2024

**Report on the Internal Financial Controls under Clause (i) of Sub-section 3 of Section 143 of the Companies Act, 2013 ("the Act")**

We have audited the internal financial controls with reference to standalone financial statements of Medi Assist Healthcare Services Limited ("the Company") as of March 31, 2024 in conjunction with our audit of the standalone financial statements of the Company for the year ended on that date.

**Opinion**

In our opinion, the Company, including has, in all material respects, an adequate internal financial controls with reference to standalone financial statements and such internal financial controls with reference to standalone financial statements were operating effectively as at March 31, 2024, based on the internal control with reference to standalone financial statements criteria established by the Company considering the essential components of internal control stated in the Guidance Note on Audit of Internal Financial Controls Over Financial Reporting issued by the Institute of Chartered Accountants of India (ICAI) (the "Guidance Note").

**Managements' and Board of Director's Responsibility for Internal Financial Controls**

The Company's Management and the Board of Directors are responsible for establishing and maintaining internal financial controls based on the internal control with reference to standalone financial statements criteria established by the Company considering the essential components of internal control stated in the Guidance Note. These responsibilities include the design, implementation and maintenance of adequate internal financial controls that were operating effectively for ensuring the orderly and efficient conduct of its business, including adherence to Company's policies, the safeguarding of its assets, the prevention and detection of frauds and errors, the accuracy and completeness of the accounting records, and the timely preparation of reliable financial information, as required under the Act.

**Auditors' Responsibility**

Our responsibility is to express an opinion on the Company's internal financial controls with reference to standalone financial statements based on our audit. We conducted our audit in accordance with the Guidance Note and the Standards on Auditing, issued by ICAI and deemed to be prescribed under section 143(10) of the Act, to the extent applicable to an audit of internal financial controls. Those Standards and the Guidance Note require that we comply with ethical requirements and plan and perform the audit to obtain reasonable assurance about whether adequate internal financial controls with reference to standalone financial statements was established and maintained and if such controls operated effectively in all material respects.

Our audit involves performing procedures to obtain audit evidence about the adequacy of the internal financial controls with reference to standalone financial statements and their operating effectiveness. Our audit of internal financial controls with reference to standalone financial statements included obtaining an understanding of internal financial controls with reference to standalone financial statements, assessing the risk that a material weakness exists, and testing and evaluating the design and operating effectiveness of internal control based on the assessed risk. The procedures selected depend on the auditor's judgement, including the assessment of the risks of material misstatement of the standalone financial statements, whether due to fraud or error.



# MSKA & Associates

Chartered Accountants

We believe that the audit evidence we have obtained, is sufficient and appropriate to provide a basis for our audit opinion on the Company's internal financial controls with reference to standalone financial statements.

## Meaning of Internal Financial Controls With reference to Standalone Financial Statements

A company's internal financial control with reference to standalone financial statements is a process designed to provide reasonable assurance regarding the reliability of financial reporting and the preparation of standalone financial statements for external purposes in accordance with generally accepted accounting principles. A company's internal financial control with reference to standalone financial statements includes those policies and procedures that (1) pertain to the maintenance of records that, in reasonable detail, accurately and fairly reflect the transactions and dispositions of the assets of the company; (2) provide reasonable assurance that transactions are recorded as necessary to permit preparation of standalone financial statements in accordance with generally accepted accounting principles, and that receipts and expenditures of the company are being made only in accordance with authorizations of management and directors of the company; and (3) provide reasonable assurance regarding prevention or timely detection of unauthorized acquisition, use, or disposition of the company's assets that could have a material effect on the standalone financial statements.

## Inherent Limitations of Internal Financial Controls With reference to Standalone Financial Statements

Because of the inherent limitations of internal financial controls with reference to standalone financial statements, including the possibility of collusion or improper management override of controls, material misstatements due to error or fraud may occur and not be detected. Also, projections of any evaluation of the internal financial controls with reference to standalone financial statements to future periods are subject to the risk that the internal financial control with reference to standalone financial statements may become inadequate because of changes in conditions, or that the degree of compliance with the policies or procedures may deteriorate.

**For M S K A & Associates**  
**Chartered Accountants**  
ICAI Firm Registration No. 105047W



**Pankaj S Bhauwala**  
Partner  
Membership No.233552  
UDIN: 24233552BKBJV5926



**Place: Bengaluru**  
**Date: May 15, 2024**

**Medi Assist Healthcare Services Limited**  
**Standalone Balance Sheet as at March 31, 2024**

(All amounts are in Indian Rupees in millions, unless otherwise stated)

Particulars	Notes	As at March 31, 2024	As at March 31, 2023
<b>ASSETS</b>			
<b>Non-current assets</b>			
Property, plant and equipment	4	42.04	53.59
Right-of-use assets	5 (a)	5.32	15.59
Goodwill	6A	3.89	-
Other intangible assets	6B	121.94	163.14
Intangible assets under development	6B	30.05	-
<b>Financial assets</b>			
i. Investments	7 (a)	830.98	806.25
ii. Other financial assets	7 (b)	79.85	45.01
Income tax assets (net)	8	54.58	52.08
Deferred tax assets (net)	9	24.06	32.32
Other non-current assets	10	0.79	1.16
<b>Total non-current assets</b>		<b>1,194.00</b>	<b>1,169.14</b>
<b>Current assets</b>			
<b>Financial assets</b>			
i. Investments	11 (a)	494.47	146.50
ii. Trade receivables	11 (b)	154.69	128.10
iii. Cash and cash equivalents	11 (c)	103.57	197.24
iv. Bank balances other than cash and cash equivalents above	11 (d)	138.83	47.67
v. Other financial assets	11 (e)	398.15	199.34
Other current assets	12	32.05	88.72
<b>Total current assets</b>		<b>1,321.76</b>	<b>807.57</b>
<b>Total assets</b>		<b>2,515.76</b>	<b>1,976.71</b>
<b>EQUITY AND LIABILITIES</b>			
<b>EQUITY</b>			
Equity share capital	13	351.05	344.30
Other equity	14	1,805.37	1,333.74
<b>Total equity</b>		<b>2,156.42</b>	<b>1,678.04</b>
<b>LIABILITIES</b>			
<b>Non-current liabilities</b>			
<b>Financial liabilities</b>			
Lease liabilities	5 (b)	-	9.79
Provisions	15	11.27	8.48
<b>Total non-current liabilities</b>		<b>11.27</b>	<b>17.87</b>
<b>Current liabilities</b>			
<b>Financial liabilities</b>			
i. Lease liabilities	5 (b)	9.39	19.00
ii. Trade payables	16 (a)		
Total outstanding dues of micro enterprises and small enterprises		9.28	0.60
Total outstanding dues of creditors other than micro enterprises and small enterprises		89.82	91.01
iii. Other financial liabilities	16 (b)	188.91	145.24
Contract liabilities		3.44	1.19
Other current liabilities	17	40.83	19.36
Provisions	18	6.40	4.40
<b>Total current liabilities</b>		<b>348.07</b>	<b>280.80</b>
<b>Total liabilities</b>		<b>359.34</b>	<b>298.67</b>
<b>Total equity and liabilities</b>		<b>2,515.76</b>	<b>1,976.71</b>
Summary of material accounting policies	3		

The accompanying notes are an integral part of these standalone financial statements.  
As per our report of even date attached.

For M S K A & Associates  
Chartered Accountants  
Firm Registration Number: 105047W

**Pankaj S Bhanwala**  
Partner  
Membership Number: 233552

For and on behalf of the Board of Directors of  
**Medi Assist Healthcare Services Limited**  
CIN: L74900KA2000PLC027229

**Dr. Vikram Jit Singh Chhatwal**  
Chairman and Director  
DIN: 01606329

**Satish V. N Gidugu**  
Whole Time Director and CEO  
DIN: 06643677

**Mathew George**  
Chief Financial Officer

**Simmi Bisht**  
Chief Compliance Officer and Company Secretary  
ICSI Membership No: A-23360

Place: Bengaluru  
Date: May 15, 2024

Place: Bengaluru  
Date: May 15, 2024

Place: Bengaluru  
Date: May 15, 2024



**Medi Assist Healthcare Services Limited**

**Standalone Statement of Profit and Loss for the year ended March 31, 2024**

(All amounts are in Indian Rupees in millions, except share data and per share data unless otherwise stated)

Particulars	Notes	For the year ended March 31, 2024	For the year ended March 31, 2023
<b>Continuing operations</b>			
<b>Income</b>			
Revenue from contracts with customers	19	1,084.23	637.88
Other income	20	221.69	217.13
<b>Total income</b>		<b>1,305.92</b>	<b>855.01</b>
<b>Expenses</b>			
Employee benefits expenses	21	203.53	196.40
Finance costs	22	1.64	3.32
Depreciation and amortisation expenses	23	115.24	57.02
Other expenses	24	502.99	408.66
<b>Total expenses</b>		<b>823.40</b>	<b>665.40</b>
<b>Profit before exceptional item and tax</b>		<b>482.52</b>	<b>189.61</b>
Exceptional item	43	210.00	-
<b>Profit before tax for the year</b>		<b>272.52</b>	<b>189.61</b>
<b>Income tax expense</b>			
Current tax	31	71.39	17.15
Adjustment for current tax relating to earlier years		(17.58)	-
Deferred tax		6.71	6.53
<b>Total income tax expense</b>		<b>60.52</b>	<b>23.68</b>
<b>Profit after tax for the year from continuing operations</b>		<b>212.00</b>	<b>165.93</b>
<b>Discontinued operations</b>			
Loss for the year from discontinued operations	42	(23.41)	-
Tax credit for the year		5.89	-
<b>Loss after tax for the year from discontinued operations</b>		<b>(17.52)</b>	<b>-</b>
<b>Profit for the year</b>		<b>194.48</b>	<b>165.93</b>
<b>Other comprehensive income / (loss)</b>			
<b>Items that will not be reclassified to profit or loss in subsequent periods:</b>			
Re-measurement of defined benefit plans		(1.15)	(0.79)
Fair value changes in equity instruments through other comprehensive income		15.72	(56.72)
Income tax relating to items that will not be reclassified to profit and loss		(1.55)	(4.27)
<b>Other comprehensive income/ (loss) for the year, net of tax</b>		<b>13.02</b>	<b>(61.78)</b>
<b>Total comprehensive income for the year</b>		<b>207.50</b>	<b>104.15</b>
<b>Earnings per share</b>			
[Face value of Rs. 5 per share (March 31, 2023: Rs. 5 per share)]	26		
Basic (Rs.)		2.74	2.41
Diluted (Rs.)		2.69	2.39
Summary of material accounting policies	3		

The accompanying notes are an integral part of these standalone financial statements.


As per our report of even date attached.

**For M S K A & Associates**  
Chartered Accountants  
Firm Registration Number: 105047W


  
**Pan K S Bhauwala**  
Partner  
Membership Number: 233552

**For and on behalf of the Board of Directors of  
Medi Assist Healthcare Services Limited**  
CIN: L74900KA2000PLC027229

  
**Dr. Vikram Jit Singh Chhatwal**  
Chairman and Director  
DIN: 01606329

  
**Safish V N Gidugu**  
Whole Time Director and CEO  
DIN: 06643677

  
**Mathew George**  
Chief Financial Officer

  
**Simmi Bisht**  
Chief Compliance Officer and Company Secretary  
ICSI Membership No: A23360

Place: Bengaluru  
Date: May 15, 2024

Place: Bengaluru  
Date: May 15, 2024

Place: Bengaluru  
Date: May 15, 2024

**Medi Assist Healthcare Services Limited**
**Standalone Statement of Cash Flows for the year ended March 31, 2024**
*(All amounts are in Indian Rupees in millions, unless otherwise stated)*

Particulars	Notes	For the year ended March 31, 2024	For the year ended March 31, 2023
<b>Cash flows from operating activities</b>			
Profit before tax for the year from continuing operations		272.52	189.61
(Loss) before tax for the year from discontinued operations		(23.41)	-
<b>Adjustments:</b>			
Depreciation and amortisation expenses	23	115.24	57.02
Allowance for expected credit losses on trade receivables and other receivables	24	-	0.33
Provision for doubtful advances and other receivables	24	6.16	11.30
Employee stock option compensation expense	21	29.44	21.12
Bad debts written off (net)	24	-	1.30
Finance costs	22	1.64	3.32
Profit on sale of investments in mutual funds	20	(8.90)	(7.05)
Interest income	20	(6.20)	(3.19)
Net gain on financial assets measured at fair value through profit and loss	20	(3.84)	(3.91)
Provisions no longer required written back	20	-	(0.04)
Fair value loss on derivatives measured through fair value through profit or loss (FVTPL)	20	(25.47)	3.05
Loss on disposal of property, plant and equipment (net)	24	-	0.22
Gain on termination of lease contract	20	(1.76)	-
Employee incentive plan	43	210.00	-
Dividend income from a subsidiary company	20	(175.52)	(200.00)
<b>Operating profit before working capital changes</b>		<b>389.90</b>	<b>73.08</b>
<b>Working capital adjustments:</b>			
Increase in trade payables		4.60	46.33
Increase in other liabilities		64.74	1.02
Increase/ (decrease) in provisions		2.89	(1.59)
(Increase)/ decrease in trade receivables		(30.93)	229.16
Decrease/ (increase) in other assets		17.88	(55.90)
<b>Cash generated from operations</b>		<b>449.07</b>	<b>292.10</b>
Income taxes paid (net)		(50.41)	(50.48)
<b>Net cash flows from/ (used in) operating activities (A)</b>		<b>398.66</b>	<b>241.62</b>
<b>Cash flows from investing activities</b>			
Purchase of property, plant and equipment, other intangible assets including intangible under development and capital advances		(74.92)	(138.29)
Payment for acquisition of subsidiaries, net of cash acquired		(5.58)	(214.20)
Proceeds from sale of property, plant and equipment		-	0.06
(Purchase)/sale of investments in mutual funds (net)		(335.23)	245.47
(Investments) in of bank deposits		(84.68)	(23.37)
Dividend received from a subsidiary company		-	200.00
Interest received		6.27	2.42
<b>Net cash flows from/(used in) investing activities (B)</b>		<b>(494.15)</b>	<b>72.09</b>
<b>Cash flows from financing activities</b>			
Proceeds from issue of shares (including share premium)		152.57	-
Dividends paid	13 & 14	(130.14)	(130.14)
Payment of lease liabilities	5 (b)	(20.61)	(20.60)
<b>Net cash flows from/ (used in) financing activities (C)</b>		<b>1.82</b>	<b>(150.74)</b>
<b>Net increase/ (decrease) in cash and cash equivalents (A+B+C)</b>		<b>(93.67)</b>	<b>162.97</b>
Cash and cash equivalents at the beginning of the year		197.24	34.27
<b>Cash and cash equivalents at the end of the year</b>		<b>103.57</b>	<b>197.24</b>
<b>Component of cash and cash equivalents</b>			
Balances with banks	11 (c)		
- In current accounts		83.55	197.23
-In deposits with original maturity of less than 3 months		20.01	-
Cash on hand		0.01	0.01
<b>Total cash and cash equivalents at the end of the year</b>		<b>103.57</b>	<b>197.24</b>



**Medi Assist Healthcare Services Limited**  
**Standalone Statement of Cash Flows for the year ended March 31, 2024**  
*(All amounts are in Indian Rupees in millions, unless otherwise stated)*

**Reconciliation of financial liabilities forming part of financing activities in accordance with Ind AS 7:**

Particulars	Notes	For the year ended March 31, 2024	For the year ended March 31, 2023
<b>(a) Lease liabilities (Non-current and current):</b>			
Opening balance	5(b)	28.39	45.81
<b>(i) Non-cash movements in lease liabilities</b>			
Interest expense for the year		1.61	3.18
Lease modification entered during the year		-	-
<b>(ii) Cash movements in financing activities</b>			
Payment (including interest) of lease liabilities		(20.61)	(20.60)
<b>Closing balance</b>		<b>9.39</b>	<b>28.39</b>
Summary of material accounting policies	3		

The above standalone statement of cash flows has been prepared under the indirect method as set out in Ind AS 7 - "Statement of Cash Flows" notified under section 133 of Companies Act, 2013 ('the Act') read with Rule 4 of the Companies (Indian Accounting Standards) Rules 2015 (as amended) and the relevant provisions of the Act.

The accompanying notes are an integral part of these standalone financial statements.

As per our report of even date attached.

**For M S K A & Associates**  
Chartered Accountants  
Firm Registration Number: 105047W



**Pankaj S Bhauwala**  
Partner  
Membership Number: 233552


**For and on behalf of the Board of Directors of  
Medi Assist Healthcare Services Limited**  
CIN: L74900KA2000PLC027229



**Dr. Vikram Jit Singh Chhatwal**  
Chairman and Director  
DIN: 01606329



**Satish V N Gidugu**  
Whole Time Director and CEO  
DIN: 06643677



**Mathew George**  
Chief Financial Officer



**Simmi Bisht**  
Chief Compliance Officer and Company Secretary  
ICSI Membership No: A23360

Place: Bengaluru  
Date: May 15, 2024

Place: Bengaluru  
Date: May 15, 2024

Place: Bengaluru  
Date: May 15, 2024

Medi-Vista Healthcare Services Limited  
 Standalone Statement of Changes in Equity for the year ended March 31, 2024  
 All amounts are in Indian Rupees in millions, except share data and per share data unless otherwise stated

A. Equity share capital#

Particulars	Notes	For the year ended March 31, 2024		For the year ended March 31, 2023	
		Number of shares	Amount	Number of shares	Amount
Balance at the beginning of the year	1(a)	6,88,59,212	344.30	6,88,59,212	344.30
Issued during the year	1(b)	13,59,034	6.75	-	-
Balance at the end of the year		7,02,09,246	351.05	6,88,59,212	344.30

# Refer note share capital 13

B. Other equity\*

Particulars	Notes	Reserves and Surplus					Items of Other Comprehensive Income (OCI)	Total
		Employee stock option reserve	Securities premium	General reserve	Demerger deficit balance	Other equity		
Balance as at April 1, 2022		78.79	745.86	1.36	(370.18)	369.85	560.57	1,326.93
Profit for the year		-	-	-	-	-	165.93	165.93
Re-measurements of defined benefit plans, net of tax		-	-	-	-	-	(0.59)	(0.59)
Other comprehensive loss for the year, net of tax		-	-	-	-	-	(61.19)	(61.19)
Total comprehensive income for the year		-	-	-	-	165.34	(61.19)	104.15
Transactions with owners of the Company:								
Dividends paid during the year	14	-	-	-	-	(130.14)	-	(130.14)
Employee stock option compensation expense		21.12	-	-	-	21.12	-	21.12
Transfer on account of forfeiture of employee stock options		(0.38)	-	-	-	0.38	-	-
Transfer to employee stock option reserve	28(a)	11.68	-	-	-	-	-	11.68
Balance as at March 31, 2023		111.21	745.86	1.36	(370.18)	369.85	(120.51)	1,333.74
Balance as at April 1, 2023		111.21	745.86	1.36	(370.18)	369.85	(120.51)	1,333.74
Profit for the year		-	-	-	-	-	212.00	212.00
Loss for the year from discontinued operations		-	-	-	-	-	(17.52)	(17.52)
Re-measurements of defined benefit plans, net of tax		-	-	-	-	-	(0.86)	(0.86)
Other comprehensive loss for the year, net of tax		-	-	-	-	-	13.88	13.88
Total comprehensive income for the year		-	-	-	-	193.62	13.88	207.50
Transactions with owners of the Company:								
Dividends paid during the year	14	-	-	-	-	(130.14)	-	(130.14)
Employee incentive plan (refer note 43)		-	-	-	-	-	210.00	210.00
Employee stock option compensation expense		29.44	-	-	-	-	-	29.44
Reversal of employee stock option reserve for options exercised		(64.78)	-	-	-	-	-	(64.78)
Premium received on exercise of ESOP#		-	210.61	-	-	-	-	210.61
Transfer to employee stock option reserve	28(a)	9.00	-	-	-	-	-	9.00
Balance as at March 31, 2024		94.87	956.87	1.36	(370.18)	369.85	(106.63)	1,806.37

Summary of material accounting policies

\*Refer note other equity 14

The accompanying notes are an integral part of these standalone financial statements  
 As per our report of even date attached

For M S K A & Associates  
 Chartered Accountants  
 Firm Registration Number: 110947 W

Poojesh S. Bhanuwal  
 Partner  
 Membership Number: 23352

Place: Bengaluru  
 Date: May 15, 2024

For and on behalf of the Board of Directors of  
 Medi-Vista Healthcare Services Limited  
 CIN: L34902KA2009PLC022229

Pr. Vikram Singh Chhatwal  
 Chairman and Director  
 DIN: 01616629

Place: Bengaluru  
 Date: May 15, 2024

Sanish V N Gidugu  
 Whole Time Director and  
 Chief Financial Officer  
 DIN: 06643677

Place: Bengaluru  
 Date: May 15, 2024

Matthew George  
 Chief Financial Officer

Place: Bengaluru  
 Date: May 15, 2024

Simmi Bisht  
 Chief Compliance Officer and Company Secretary  
 ICSI Membership No: A23361

Place: Bengaluru  
 Date: May 15, 2024

**Medi Assist Healthcare Services Limited**  
**Notes to the standalone financial statements**

*(All amounts are in Indian Rupees in millions, unless otherwise stated)*

**1 Corporate information**

Medi Assist Healthcare Services Limited ("the Company") is a public limited company domiciled in India and is incorporated on June 7, 2000 under the provisions of the Companies Act applicable in India. The Company received order from the Registrar of Companies with fresh certificate of incorporation upon conversion from private company to public company with effect from March 20, 2018. The Company's registered office is situated at Tower D, 4th Floor, IBC Knowledge Park, 41, Bannerghatta Road, Bengaluru 560 029. The business operations of the Company are carried out at various cities in India.

The Company primarily derives its income by providing health management services, software subscription, software license services, consultancy services and other allied services pertaining to the healthcare and health insurance sector. The Company also provides business support services and other technical services.

**2 Basis of preparation**

**A Statement of compliance:**

These standalone financial statements have been prepared in accordance with Indian Accounting Standards (Ind AS) as per the Companies (Indian Accounting Standards) Rules, 2015 (as amended) notified under Section 133 of Companies Act, 2013, (the 'Act') and presentation requirements of Schedule III to the Companies Act, 2013, (Ind AS compliant Schedule III) and other relevant provisions of the Act (hereafter referred to as "standalone financial statements").

These standalone financial statements have been prepared for the Company as a going concern on the basis of relevant Ind AS that are effective at the Company's annual reporting date March 31, 2024. These financial statements were authorised for issuance by the Company's Board of Directors on May 15, 2024.

Accounting policies have been consistently applied to all the year presented, unless otherwise stated.

**B Functional and presentation currency**

These standalone financial statements are presented in Indian rupees, which is also the functional currency of the Company. All amounts have been rounded-off to the nearest million, up to two decimal places, unless otherwise indicated.

**C Basis of measurement**

The standalone financial statements have been prepared under the historical cost basis, except for the following:

Items	Measurement basis
Certain financial assets and liabilities (including derivative instruments)	Fair value
Share based payment at grant date	Fair value
Defined benefit and other long-term employee benefits obligations	Present value of defined benefit obligations less fair value of plan assets.

**D Use of estimates and judgements**

In preparing these standalone financial statements in conformity with Ind AS, management has made estimates, judgements and assumptions. These estimates, judgements and assumptions affect the application of accounting policies and the reported amounts of assets and liabilities, the disclosures of contingent liabilities at the date of the standalone financial statements and reported amounts of revenues and expenses during the year. Accounting estimates could change from period to period. Actual results could differ from those estimates. Appropriate changes in estimates are made as management becomes aware of changes in circumstances surrounding the estimates. Changes in estimates are reflected in the standalone financial statements in the year in which changes are made and, if material, their effects are disclosed in the notes to the standalone financial statements.

Estimates and underlying assumptions are reviewed on an ongoing basis. Revisions to accounting estimates are recognised prospectively.

**Judgements, estimates and assumptions are required in particular for:**

**(a) Determination of the estimated useful lives:**

Useful lives of property, plant and equipment are based on the life prescribed in Schedule II of the Companies Act, 2013. In cases, where the useful lives are different from that prescribed in Schedule II and in case of intangible assets, these are estimated by management taking into account the nature of the asset, the estimated usage of the asset, the operating conditions of the asset, past history of replacement, anticipated technological changes, manufacturers' warranties and maintenance support.

**(b) Recognition of deferred tax assets:**

Deferred tax assets and liabilities are recognised for the future tax consequences of temporary differences between the carrying values of assets and liabilities and their respective tax bases, (and unutilised business loss and depreciation carry-forwards and tax credits). Deferred tax assets are recognised to the extent that it is probable that future taxable income will be available against which the deductible temporary differences, unused tax losses, depreciation carry-forwards and unused tax credits could be utilised.

**(c) Recognition and measurement of defined benefit obligations:**

The obligation arising from defined benefit plan is determined on the basis of actuarial assumptions. Key actuarial assumptions include discount rate, trends in salary escalation and life expectancy. The discount rate is determined by reference to market yields at the end of the reporting period on government bonds. The period to maturity of the underlying bonds correspond to the probable maturity of the post-employment benefit obligations. Due to complexities involved in the valuation and its long term nature, defined benefit obligation is sensitive to changes in these assumptions. All assumptions are reviewed at each reporting period.

**(d) Fair valuation of employee share options:**

The fair valuation of the employee share options is based on the Black-Scholes Model used for valuation of options. Key assumptions made are with respect to expected volatility, share price, expected dividends and discount rate, under this pricing model.

**(e) Impairment testing:**

Property, plant and equipment, investments, right-of-use assets, intangible assets and other assets are tested for impairment at least annually and when event occur or changes in circumstances indicate that the recoverable amount of the asset or cash generating units to which these pertain is less than its carrying value. The recoverable amount of cash generating units is higher of value-in-use and fair value less costs of disposal. The calculation of value in use of a cash generating unit involves use of significant estimates and assumptions which includes turnover and earnings multiples, growth rates and net margins used to calculate projected future cash flows, risk-adjusted discount rate, future economic and market conditions.

*(This space is intentionally left blank)*



## D Use of estimates and judgements (continued)

### (f) Leases

The Company evaluates if an arrangement qualifies to be a lease based on the requirements of the relevant standard. Identification of a lease requires management judgment. Computation of the lease liabilities and right-of-use assets requires management to estimate the lease term (including anticipated renewals) and the applicable discount rate. Management estimates the lease term based on past practices and reasonably estimated anticipated future events. The discount rate is generally based on the incremental borrowing rate specific to the lease being evaluated or for a portfolio of leases with similar characteristics.

### (g) Expected credit losses on financial assets:

The Company recognises an allowance for expected credit losses (ECLs) for all financial assets not held at fair value through profit or loss. ECLs are based on the difference between the contractual cash flows due in accordance with the contract and all the cash flows that the Company expects to receive, discounted at an approximation of the original effective interest rate (in case of non current financial assets).

For trade receivables and contract assets, the Company applies a simplified approach in calculating ECLs. Therefore, the Company does not track changes in credit risk, but instead recognises a loss allowance based on lifetime ECLs at each reporting date. The Company has established a provision matrix that is based on its historical credit loss experience, adjusted for forward-looking factors specific to the debtors and the economic environment.

## E Measurement of fair values

The Company measures certain financial instruments at fair value at each balance sheet date. Fair value is the price that would be received to sell an asset or paid to transfer a liability in an orderly transaction between market participants at the measurement date. The fair value measurement is based on the presumption that the transaction to sell the asset or transfer the liability takes place either:

- (i) In the principal market for the asset or liability, or
- (ii) In the absence of a principal market, in the most advantageous market for the asset or liability

The principal or the most advantageous market must be accessible by the Company.

The fair value of an asset or a liability is measured using the assumptions that market participants would use when pricing the asset or liability, assuming that market participants act in their economic best interest.

The Company uses valuation techniques that are appropriate in the circumstances and for which sufficient data are available to measure fair value, maximising the use of relevant observable inputs and minimising the use of unobservable inputs.

All assets and liabilities for which fair value is measured or disclosed in the financial statements are categorised within the fair value hierarchy, described as follows, based on the lowest level input that is significant to the fair value measurement as a whole:

Level 1 - quoted (unadjusted) market prices in active markets for identical assets or liabilities

Level 2 - valuation techniques for which the lowest level input that is significant to the fair value measurement is directly or indirectly observable

Level 3 - valuation techniques for which the lowest level input that is significant to the fair value measurement is unobservable

When the fair values of financial assets and financial liabilities recorded in the balance sheet cannot be measured based on quoted prices in active markets, their fair value is measured using valuation techniques including the DCF model. The inputs to these models are taken from observable markets where possible, but where this is not feasible, a degree of judgement is required in establishing fair values. Judgements include considerations of inputs such as liquidity risk, credit risk and volatility. Changes in assumptions about these factors could affect the reported fair value of standalone financial instruments.

Further information about the assumptions made in measuring fair values is included in the following notes:

- Note 27: Employee share based payments.
- Note 29: Financial Instruments.

## F Current and non-current classification

The Company presents assets and liabilities in the Standalone Balance Sheet based on current / non-current classification.

An asset is classified as current when it satisfies any of the following criteria:

- it is expected to be realised in, or is intended for sale or consumption in, the Company's normal operating cycle.
- it is held primarily for the purpose of being traded;
- it is expected to be realised within 12 months after the reporting date; or
- it is cash or cash equivalent unless it is restricted from being exchanged or used to settle a liability for at least 12 months after the reporting date.

A liability is classified as current when it satisfies any of the following criteria:

- it is expected to be settled in the Company's normal operating cycle;
- it is held primarily for the purpose of being traded;
- it is due to be settled within 12 months after the reporting date; or
- the Company does not have an unconditional right to defer settlement of the liability for at least 12 months after the reporting date.

Terms of a liability that could, at the option of the counterparty, result in its settlement by the issue of equity instruments do not affect its classification.

Current assets/ liabilities include current portion of non-current assets/ liabilities respectively.

All other assets/ liabilities are classified as non-current. Deferred tax assets and liabilities (if any) are classified as non-current assets and liabilities.

### Operating cycle

Based on the nature of the operations and the time between the acquisition of assets for processing and their realisation in cash or cash equivalents, the Company has ascertained its operating cycle as twelve months for the purpose of current/non-current classification of assets and liabilities.

*(This space is intentionally left blank)*



### 3 Material accounting policies

#### a. Financial instruments

##### (i) Recognition and initial measurement

A financial instrument is any contract that gives rise to a financial asset of one entity and a financial liability or equity instrument of another entity. Financial instruments also include derivative contracts. Financial instruments also covers contracts to buy or sell a non-financial item that can be settled net in cash or another financial instrument, or by exchanging financial instruments, as if the contracts were financial instruments, with the exception of contracts that were entered into and continue to be held for the purpose of the receipt or delivery of a non-financial item in accordance with the entity's expected purchase, sale or usage requirements.

Financial assets and financial liabilities are recognised when the Company becomes a party to the contractual provisions of the instruments.

##### **Recognition and initial measurement – financial assets and financial liabilities:**

A financial asset (except for trade receivables and unbilled revenue contract assets) or financial liability is initially measured at fair value plus, for an item not at fair value through profit and loss (FVTPL), transaction costs that are directly attributable to its acquisition or issue. Transaction costs directly attributable to the acquisition of financial assets or financial liabilities at FVTPL are recognised immediately in the standalone statement of profit and loss.

##### **Finance income and expenses**

Finance income consists of interest income on funds invested, dividend income and gains on the disposal of FVTPL financial assets. Interest income is recognised as it accrues in the standalone statement of profit and loss, using the effective interest method.

Dividend income is recognised in the standalone statement of profit and loss on the date that the Company's right to receive payment is established, it is probable that the economic benefits associated with the dividend will flow to the Company, and the amount of dividend can be measured reliably.

Finance expenses consist of interest expense on loans and borrowings and financial liabilities. The costs of these are recognised in the standalone statement of profit and loss using the effective interest method.

##### (ii) Classification and subsequent measurement

###### **Financial assets**

The Company classifies financial assets as measured at amortised cost, fair value through other comprehensive income ("FVOCI") or fair value through profit and loss ("FVTPL") on the basis of following:

- the entity's business model for managing the financial assets and
- the contractual cash flow characteristics of the financial asset.

Financial assets are not reclassified subsequent to their initial recognition, except if and in the period the Company changes its business model for managing financial assets.

###### **Amortised cost:**

A financial asset is classified and measured at amortised cost if both of the following conditions are met:

- the financial asset is held within a business model whose objective is to hold financial assets in order to collect contractual cash flows, and
- the contractual terms of the financial asset give rise on specified dates to cash flows that are solely payments of principal and interest on the principal amount outstanding.

###### **Fair value through other comprehensive income ("FVOCI"):**

A financial asset is classified and measured at FVOCI if both of the following conditions are met:

- the financial asset is held within a business model whose objective is achieved by both collecting contractual cash flows and selling financial assets and
- the contractual terms of the financial asset give rise on specified dates to cash flows that are solely payments of principal and interest on the principal amount outstanding.

On initial recognition of an equity investment that is not held for trading, the Company may irrevocably elect to present subsequent changes in the investment's fair value in OCI (designated as FVOCI – equity investment). This election is made on an investment by investment basis.

###### **Fair value through profit and loss ("FVTPL")**

A financial asset is classified and measured at FVTPL unless it is measured at amortised cost or at FVOCI. This includes all derivative financial assets. On initial recognition, the Company may irrevocably designate a financial asset that otherwise meets the requirements to be measured at amortised cost or at FVOCI as at FVTPL if doing so eliminates or significantly reduces an accounting mismatch that would otherwise arise.

###### **Financial assets: Business model assessment**

The Company makes an assessment of the objective of the business model in which a financial asset is held at investment level because this reflects the best way the business is managed and information is provided to management. The information considered includes:

- the stated policies and objectives for each of such investments and the operation of those policies in practice.
- the risks that affect the performance of the business model (and the financial assets held within that business model) and how those risks are managed;
- the frequency, volume and timing of sales of financial assets in prior periods, the reasons for such sales and expectations about future sales activity.

Transfers of financial assets to third parties in transactions that do not qualify for derecognition are not considered as sales for this purpose, consistent with the Company's continuing recognition of the assets.

Financial assets that are held for trading or are managed and whose performance is evaluated on a fair value basis are measured at FVTPL.

*(This space is intentionally left blank)*



### 3 Material accounting policies (continued)

#### Financial assets: Assessment whether contractual cash flows are solely payments of principal and interest:

For the purposes of this assessment, 'principal' is defined as the fair value of the financial asset on initial recognition. 'Interest' is defined as consideration for the time value of money and for the credit risk associated with the principal amount outstanding during a particular period of time and for other basic lending risks and costs (e.g. liquidity risk and administrative costs), as well as a profit margin.

In assessing whether the contractual cash flows are solely payments of principal and interest, the Company considers the contractual terms of the instrument. This includes assessing whether the financial asset contains a contractual term that could change the timing or amount of contractual cash flows such that it would not meet this condition. In making this assessment, the Company considers:

- contingent events that would change the amount or timing of cash flows;
- terms that may adjust the contractual coupon rate, including variable interest rate features;
- prepayment and extension features; and
- terms that limit the Company's claim to cash flows from specified assets (e.g. non-recourse features).

A prepayment feature is consistent with the solely payments of principal and interest criterion if the prepayment amount substantially represents unpaid amounts of principal and interest on the principal amount outstanding, which may include reasonable additional compensation for early termination of the contract. Additionally, for a financial asset acquired at a significant discount or premium to its contractual par amount, a feature that permits or requires prepayment at an amount that substantially represents the contractual par amount plus accrued (but unpaid) contractual interest (which may also include reasonable additional compensation for early termination) is treated as consistent with this criterion if the fair value of the prepayment feature is insignificant at initial recognition.

#### (iii) Financial assets: Subsequent measurement and gains and losses

Financial assets at FVTPL	These assets are subsequently measured at fair value. Net gains and losses, including any interest or dividend income, are recognised in standalone statement of profit and loss.
Financial assets at amortised cost	These assets are subsequently measured at amortised cost using the effective interest method. The amortised cost is reduced by impairment losses. Interest income, foreign exchange gains and losses and impairment are recognised in standalone Statement of Profit and Loss. Any gain or loss on derecognition is recognised in standalone statement of profit and loss.
Equity investments at FVOCI	These assets are subsequently measured at fair value. Dividends are recognised as income in standalone Statement of Profit and Loss unless the dividend clearly represents a recovery of part of the cost of the investment. Other net gains and losses are recognised in OCI and are not reclassified to standalone statement of profit and loss.

#### Financial liabilities: Classification, subsequent measurement and gains and losses

Financial liabilities are classified as measured at amortised cost or FVTPL. A financial liability is classified as at FVTPL if it is classified as held for trading, or it is a derivative or it is designated as such on initial recognition. Financial liabilities at FVTPL are measured at fair value and net gains and losses, including any interest expense, are recognised in standalone Statement of Profit and Loss. Other financial liabilities are subsequently measured at amortised cost using the effective interest method. Interest expense and foreign exchange gains and losses are recognised in standalone statement of profit and loss. Any gain or loss on derecognition is also recognised in standalone Statement of Profit and Loss.

#### (iv) Derecognition

##### Financial assets

The Company derecognises a financial asset when the contractual rights to the cash flows from the financial asset expire, or it transfers the rights to receive the contractual cash flows in a transaction in which substantially all of the risks and rewards of ownership of the financial asset are transferred or in which the Company neither transfers nor retains substantially all of the risks and rewards of ownership and does not retain control of the financial asset.

##### Financial liabilities

The Company derecognises a financial liability when its contractual obligations are discharged or cancelled, or expire. The Company also derecognises a financial liability when its terms are modified and the cash flows under the modified terms are substantially different. In this case, a new financial liability based on the modified terms is recognised at fair value. The difference between the carrying amount of the financial liability extinguished and the new financial liability with modified terms is recognised in the standalone statement of profit and loss.

#### (v) Offsetting financial instruments:

Financial assets and financial liabilities are offset and the net amount presented in the balance sheet when, and only when, the Company currently has a legally enforceable right to set off the amounts and it intends either to settle them on a net basis or to realise the asset and settle the liability simultaneously.

#### b. Foreign currency transactions

Transactions in foreign currencies are translated into the respective functional currency of the Company at the exchange rates at the dates of the transactions.

Monetary assets and liabilities denominated in foreign currencies are translated into the functional currency at the exchange rate at the reporting date. Non-monetary assets and liabilities that are measured at fair value in a foreign currency are translated into the functional currency at the exchange rate when the fair value was determined. Non-monetary items that are measured based on historical cost in a foreign currency are translated at the exchange rate at the date of the transaction. Foreign currency differences are generally recognised in the standalone statement of profit and loss.

#### c. Cash and cash equivalents

Cash and cash equivalents in the standalone balance sheet comprise cash at banks and on hand and short-term deposits with an original maturity of three months or less, which are subject to an insignificant risk of changes in value.

For the purpose of the standalone statement of cash flows, cash and cash equivalents consist of cash excluding restricted cash balance and short-term deposits, as defined above, net of outstanding bank overdrafts as they are considered an integral part of the Company's cash management. Any cash and cash equivalents, other bank balances with significant restrictions with regards to the Company's ability to freely use it is disclosed appropriately by way of a foot note.

*(This space is intentionally left blank)*





### 3 Material accounting policies (continued)

#### d. Statement of cash flows

Cash flows are reported using indirect method, whereby net profit before tax is adjusted for the effects of transactions of a non-cash nature and any deferrals or accruals of past or future cash receipts or payments. The cash flows from operating, investing and financing activities of the Company are segregated.

#### e. Earnings per share

The basic earnings per share ('EPS') is computed by dividing the net profit after tax for the year attributable to equity shareholders by the weighted average number of equity shares outstanding during the year.

The weighted average number of equity shares outstanding during the period and for all periods presented is adjusted for events, such as bonus shares, stock split, other than the conversion of potential equity shares that have changed the number of equity shares outstanding, without a corresponding change in resources.

The number of shares used in computing diluted earnings per share comprises the weighted average number of shares considered for deriving basic earnings per share and also the weighted average number of equity shares that could have been issued on the conversion of all dilutive potential equity shares. Dilutive potential equity shares are deemed converted as of the beginning of the period unless issued at a later date. In computing dilutive earning per share, only potential equity shares that are dilutive i.e. which reduces earnings per share or increases loss per share are included.

Diluted EPS adjust the figures used in the determination of basic EPS to consider:

- The after-income tax effect of interest and other financing costs associated with dilutive potential equity shares, and
- The weighted average number of additional equity shares that would have been outstanding assuming the conversion of all dilutive potential equity shares.

#### f. Revenue from contracts with customers

##### *Income from services*

The Company follows Ind AS 115 "Revenue from Contracts with Customers". Revenue is recognised upon transfer of control of promised services to customers in an amount that reflects the consideration the Company expects to receive in exchange for those services (net of goods and services tax). Revenue is recognised when the amount of revenue can be reliably measured, it is probable that future economic benefits will flow to the entity and specific criteria have been met as described below.

Revenue is measured at the fair value of the consideration received or receivable. Amounts disclosed as revenue are net of indirect taxes, trade allowances, rebates and amounts collected on behalf of third parties and is not recognised in instances where there is uncertainty with regard to ultimate collection. In such cases revenue is recognised on reasonable certainty of collection.

Revenue from software subscription fee is recognised on the basis of number of claims processed by the Company in accordance with the terms of the service agreement entered with the customer.

Revenue from licenses where the customers obtains "right to access" is recognised over the access period as per the contract with the customers.

Revenue from health management services comprise of rendering health administration work. Such amounts are recognised as revenue on a pro-rata basis during the period of the underlying contract with the customers. Performance obligations while rendering services are satisfied over time.

Revenue from services also comprise business support services incurred for other companies and are recognised as and when these services are rendered.

Revenue in excess of invoicing are classified as unbilled receivables where related performance obligations are rendered over the contract term and right to consideration is unconditional. Invoicing in excess of revenues are classified as contract liabilities.

A contract liability is the obligation to transfer goods or services to a customer for which the Company has received consideration (or an amount of consideration is due) from the customer. If a customer pays consideration before the Company transfers goods or services to the customer, a contract liability is recognised when the payment is made or the payment is due (whichever is earlier). Contract liabilities are recognised as revenue when the Company performs under the contract.

#### g. Property, plant and equipment

##### **Recognition and measurement:**

Items of property, plant and equipment are measured at cost less accumulated depreciation and accumulated impairment losses. The cost of an item of property, plant and equipment comprises:

- a) its purchase price, including import duties and non-refundable purchase taxes, after deducting trade discounts and rebates.
- b) any costs directly attributable to bringing the asset to the location and condition necessary for it to be capable of operating in the manner intended by management.
- c) the initial estimate of the costs of dismantling and removing the item and restoring the site on which it is located, the obligation for which an entity incurs either when the item is acquired or as a consequence of having used the item during a particular period for purposes other than to produce inventories during that period.

An item of property, plant and equipment is eliminated from the standalone financial statements on disposal or when no further benefit is expected from its use and disposal. Any gain or loss on disposal of an item of property, plant and equipment is recognised in the standalone statement of profit and loss.

##### **Subsequent expenditure**

Subsequent expenditure is capitalised only if it is probable that the future economic benefits associated with the expenditure will flow to the Company.

The cost of property, plant and equipment not ready for intended use before such date are disclosed under capital work-in-progress.

*(This space is intentionally left blank)*



### 3 Material accounting policies (continued)

#### Depreciation

Depreciation on property, plant and equipment is provided on straight-line method over the useful lives determined based on internal assessment by the management which in certain instances are different from those prescribed under Part C of Schedule II of the Companies Act, 2013 in order to reflect actual usage of the assets. The Company estimates the useful lives for property, plant and equipment as follows:

Category of assets	Useful life (in years)
Furniture and fixtures	10
Office equipment	5
Electrical equipment	10
Computers and Computer equipment, servers and network	3-6

Leasehold improvements are depreciated over the lease term or the useful lives of the assets, whichever is lower.

Depreciation is provided on a pro-rata basis i.e. from the date on which asset is ready for use and the depreciation charge for the year is recognised in the standalone statement of profit and loss.

The useful lives and methods of depreciation of property, plant and equipment are reviewed at each financial year end and adjusted prospectively, if appropriate.

#### h. Intangible assets

##### (i) Recognition and measurement

###### Acquired intangible assets

Intangible assets are recognised when it is probable that the future economic benefits that are attributable to the assets will flow to the Company and the cost of the asset can be measured reliably. Intangible assets are stated at cost less accumulated amortisation and impairment losses, if any.

The estimated useful life of an identifiable intangible asset is based on a number of factors including the effects of obsolescence, demand, competition, and other economic factors such as the stability of the industry and technology required to obtain the expected future cash flows from the asset.

###### Intangible assets under development

Research costs are expensed as incurred. Development expenditures on an individual project are recognised as an intangible asset when the Company can demonstrate:

- The technical feasibility of completing the intangible asset so that the asset will be available for use or sale
- Its intention to complete and its ability and intention to use or sell the asset
- How the asset will generate future economic benefits
- The availability of resources to complete the asset
- The ability to measure reliably the expenditure during development

Following initial recognition of the development expenditure as an asset, the asset is carried at cost less accumulated amortisation and accumulated impairment losses, if any. Amortisation of the asset begins when development is complete, and the asset is available for use. It is amortised over the period of expected future benefit. Amortisation expense is recognised in the standalone statement of profit and loss unless such expenditure forms part of carrying value of another asset. During the period of development, the asset is tested for impairment annually.

###### Subsequent expenditure

Subsequent expenditure is capitalised only when it increases the future economic benefits embodied in the specific asset to which it relates. All other expenditure is recognised in the standalone statement of profit and loss as incurred.

###### Amortisation

Amortisation is recognised in the standalone statement of profit and loss on a straight-line basis over the estimated useful lives of intangible assets from the date that they are available for use. Management believes that period of amortisation is representative of the period over which the Company expects to derive economic benefits from the use of the assets. Amortisation methods and useful lives are reviewed periodically including at each financial year end. Amortisation on additions and disposals during the year is provided on proportionate basis.

The intangible assets are amortised over the estimated useful lives as given below:

Asset categories	Useful life in years
Software and licenses	3

###### Derecognition of intangible assets

An intangible asset is derecognised upon disposal (i.e., at the date the recipient obtains control) or when no future economic benefits are expected from its use or disposal. Any gain or loss arising upon derecognition of the asset (calculated as the difference between the net disposal proceeds and the carrying amount of the asset) is included in the statement of profit and loss, when the asset is derecognised.

(This space is intentionally left blank)



### 3 Material accounting policies (continued)

#### i. Impairment of financial assets

In accordance with Ind AS 109, the Company applies expected credit loss (ECL) model for measurement and recognition of impairment loss on the following financial assets and credit risk exposure:

- a) Financial assets which are measured at amortised cost e.g., loans receivables, deposits and bank balance.
- b) Trade receivables or contract assets unbilled receivables or another financial asset that result from transactions that are within the scope of Ind AS 115.

For trade receivables and contract assets, the Company applies a simplified approach in calculating ECLs. Therefore, the Company does not track changes in credit risk, but instead recognises a loss allowance based on lifetime ECLs at each reporting date. The Company has established a provision policy that is based on its historical credit loss experience, adjusted for forward-looking factors specific to the debtors and the economic environment. For other financial assets, expected credit loss is measured at the amount equal to twelve months expected credit loss unless there has been a significant increase in credit risk from initial recognition, in which case those are measured at lifetime expected credit loss.

#### Write off

The gross carrying amount of a financial asset is written off (either partially or in full) to the extent that there is no realistic prospect of recovery. This is generally the case when the Company determines that the debtor does not have assets or sources of income that could generate sufficient cash flows to repay the amounts subject to the write-off. However, financial assets that are written off could still be subject to enforcement activities in order to comply with Company's procedures for the recovery of amount due.

#### j. Impairment of non-financial assets

In accordance with Ind AS 36, the Company assesses, at each reporting date, whether there is an indication that an asset may be impaired. If any indication exists, or when annual impairment testing for an asset is required, the Company estimates the asset's recoverable amount. An asset's recoverable amount is the higher of an asset's or cash-generating unit's (CGU) fair value less costs of disposal and its value in use. The recoverable amount is determined for an individual asset, unless the asset does not generate cash inflows that are largely independent of those from other assets or Company of assets. When the carrying amount of an asset or CGU exceeds its recoverable amount, the asset is considered impaired and is written down to its recoverable amount.

In assessing value in use, the estimated future cash flows are discounted to their present value using a pre-tax discount rate that reflects current market assessments of the time value of money and the risks specific to the asset. In determining fair value less costs of disposal, recent market transactions are taken into account. If no such transactions can be identified, an appropriate valuation model is used. These calculations are corroborated by valuation multiples, quoted share prices for publicly traded companies or other available fair value indicators.

*(This space is intentionally left blank)*



### 3 Material accounting policies (continued)

#### j. Leases

At inception of a contract, the Company assesses whether a contract is, or contains, a lease. A contract is, or contains, a lease if the contract conveys the right to control the use of an identified asset for a period of time in exchange for consideration.

##### Company as a lessee

The Company's leased asset class primarily consist of leases for buildings. The Company, at the inception of a contract, assesses whether the contract is a lease or not lease. A contract is, or contains, a lease if the contract conveys the right to control the use of an identified asset for a time in exchange for a consideration. To assess whether a contract conveys the right to control the use of an identified asset, the Company assesses whether:

- (i) the contract involves the use of an identified asset;
- (ii) the Company has the right to obtain substantially all the economic benefits from use of the asset throughout the period of use; and
- (iii) the Company has the right to direct the use of the asset.

The Company recognises a right-of-use asset and a lease liability at the lease commencement date. The cost of the right-of-use asset measured at inception shall comprise the amount of the initial measurement of the lease liability adjusted for any lease payments made at or before the commencement date less any lease incentives received, plus any initial direct costs incurred and an estimate of costs to be incurred by the lessee in dismantling and removing the underlying asset or restoring the underlying asset or site on which it is located. The right-of-use assets is subsequently measured at cost less accumulated amortisation, accumulated impairment losses, if any and adjusted for any remeasurement of the lease liability. The right-of-use asset is subsequently depreciated using the straight-line method from the commencement date to the end of the lease term. Right-of-use assets are tested for impairment whenever there is any indication that their carrying amounts may not be recoverable. Impairment loss, if any, is recognised in the standalone statement of profit and loss.

The Company measures the lease liability at the present value of the lease payments that are not paid at the commencement date of the lease. The lease payments are discounted using the interest rate implicit in the lease, if that rate can be readily determined. If that rate cannot be readily determined, the Company uses incremental borrowing rate. For leases with reasonably similar characteristics, the Company, on a lease by lease basis, may adopt either the incremental borrowing rate specific to the lease or the incremental borrowing rate for the portfolio as a whole. The lease payments shall include fixed payments, variable lease payments, residual value guarantees, exercise price of a purchase option where the Company is reasonably certain to exercise that option and payments of penalties for terminating the lease, if the lease term reflects the lessee exercising an option to terminate the lease. The lease liability is subsequently remeasured by increasing the carrying amount to reflect interest on the lease liability, reducing the carrying amount to reflect the lease payments made and remeasuring the carrying amount to reflect any reassessment or lease modifications or to reflect revised in-substance fixed lease payments. The Company recognises the amount of the re-measurement of lease liability due to modification as an adjustment to the right-of-use asset and standalone Statement of Profit and Loss depending upon the nature of modification. Where the carrying amount of the right-of-use asset is reduced to zero and there is a further reduction in the measurement of the lease liability, the Company recognises any remaining amount of the re-measurement in the standalone statement of profit and loss.

The Company has elected not to recognise right-of-use assets and lease liabilities for short-term leases that have a lease term of 12 months or less and leases of low-value assets. The Company recognises the lease payments associated with these leases as an expense on a straight-line basis over the lease term.

##### Critical judgements in determining the lease term -

In determining the lease term, management considers all facts and circumstances that create an economic incentive to exercise an extension option, or not exercise a termination option. Extension options (or periods after termination options) are only included in the lease term if the lease is reasonably certain to be extended (or not terminated).

For leases of buildings, the following factors are normally the most relevant:

- (a) If there are significant penalties to terminate (or not extend), the Company is typically reasonably certain to extend (or not terminate).
- (b) If any leasehold improvements are expected to have a significant remaining value, the Company is typically reasonably certain to extend (or not terminate).
- (c) Otherwise, the Company considers other factors including historical lease durations and the costs and business disruption required to replace the leased asset.

#### k. Employee benefits

##### (i) Short-term employee benefits:

Employee benefits payable wholly within twelve months of receiving employee services are classified as short-term employee benefits. These benefits include salaries and wages, bonus and ex-gratia. The undiscounted amount of short-term employee benefits expected to be paid in exchange for employee services is recognised as an expense for the related service rendered by employees.

##### (ii) Post-employment benefits:

###### Defined contribution plans

A defined contribution plan is a post-employment benefit plan under which an entity pays specified contributions to a separate entity and has no obligation to pay any further amounts. The Company makes specified monthly contributions towards employee provident fund and employees state insurance to a Government administered scheme which is a defined contribution plan. The Company's contribution is recognised as an expense in the standalone statement of profit and loss during the period in which the employee renders the related service.

(This space is intentionally left blank)



### 3 Material accounting policies (continued)

#### Defined benefit plans

The Company's gratuity benefit scheme is a defined benefit plan. The Company's net obligation in respect of a defined benefit plan is calculated by estimating the amount of future benefit that employees have earned in return for their service in the current and prior periods; that benefit is discounted to determine its present value.

The present value of the obligation under such benefit plan is determined by independent qualified actuary using the Projected Unit Credit Method which recognises each period of service that give rise to additional unit of employee benefit entitlement and measures each unit separately to build up the final obligation.

The obligation is measured at present values of estimated future cash flows. The discount rates used for determining the present value are based on the market yields on Government Securities as at the balance sheet date. The Company classifies the gratuity as current and non-current based on the actuarial valuation reports or based on expected future cash flows.

Actuarial gains or losses are recognised in other comprehensive income (OCI). Further, the profit or loss does not include an expected return on plan assets. Instead net interest recognised in the standalone statement of profit and loss is calculated by applying the discount rate used to measure the defined benefit obligation to the net defined benefit liability or asset. The actual return on the plan assets above or below the discount rate is recognised as part of re-measurement of net defined liability or asset through other comprehensive income.

Re-measurements comprising actuarial gains or losses and return on plan assets (excluding amounts included in net interest on the net defined benefit liability) are not reclassified to the standalone statement of profit and loss in subsequent periods.

Changes in the present value of the defined benefit obligation resulting from plan amendments or curtailments are recognised immediately in the standalone statement of profit and loss as past service cost.

The Company has considered only such changes in legislation which have been enacted up to the balance sheet date for the purpose of determining defined benefit obligation.

#### (iii) Other long-term employee benefits:

##### Compensated absences

The employees can carry-forward a portion of the unutilised accrued compensated absences and utilise it in future service periods. The Company records an obligation for such compensated absences in the period in which the employee renders the services that increase this entitlement. The obligation is measured by independent qualified actuary using the Projected Unit Credit Method. Accumulated leave, which is expected to be utilized within the next 12 months, is treated as short-term employee benefit.

#### (iv) Share-based compensation:

Employees of the Company receive remuneration in the form of share-based payments, whereby employees render services as consideration for equity instruments (equity-settled transactions).

The cost of equity-settled transactions is determined by the fair value at the date when the grant is made using an appropriate valuation model. Further details are given in Note 28.

That cost is recognised, together with a corresponding increase in employee stock option reserve in equity. The equity instruments generally vest in a graded manner over the vesting period. The fair value determined at the grant date is expensed over the vesting period of the respective tranches of such grants (accelerated amortisation).

The cumulative expense recognised for equity-settled transactions at each reporting date until the vesting date reflects the extent to which the vesting period has expired and the Company's best estimate of the number of equity instruments that will ultimately vest. The expense or credit in the standalone statement of profit and loss for a period represents the movement in cumulative expense recognised as at the beginning and end of that period and is recognised in employee benefits expense.

When the terms of an equity-settled award are modified, the minimum expense recognised is the grant date fair value of the unmodified award, provided the original vesting terms of the award are met. An additional expense, measured as at the date of modification, is recognised for any modification that increases the total fair value of the share-based payment transaction, or is otherwise beneficial to the employee.

The dilutive effect of outstanding options is reflected as additional share dilution in the computation of diluted earnings per share.

### I. Taxation

Income tax comprises current and deferred tax. Income tax expense is recognised in the standalone statement of profit and loss except to the extent it relates to items directly recognised in equity or in other comprehensive income.

#### Current income tax

Current tax comprises the expected tax payable or receivable on the taxable income for the year and any adjustment to the tax payable or receivable in respect of previous years. The amount of current tax reflects the best estimate of the tax amount expected to be paid or received after considering the uncertainty, if any, related to income taxes. It is measured using tax rates (and tax laws) enacted or substantively enacted by the reporting dates.

Current tax assets and current tax liabilities are offset only if there is a legally enforceable right to set off the recognised amounts, and it is intended to realise the assets and settle the liability on a net basis or simultaneously.

*(This space is intentionally left blank)*



### 3 Material accounting policies (continued)

#### Deferred tax

Deferred tax is recognised in respect of temporary differences between the carrying amounts of assets and liabilities for financial reporting purposes and the corresponding amounts used for taxation purposes. Deferred tax is also recognised in respect of carried forward tax losses and tax credits (if any). Deferred tax is not recognised for:

- temporary differences arising on the initial recognition of assets or liabilities in a transaction that is not a business combination and that affects neither accounting nor taxable profit or loss at the time of transaction.

- temporary differences related to investments in subsidiary and associates, when the timing of the reversal of the temporary differences can be controlled and it is probable that the temporary differences will not reverse in the foreseeable future.

Deferred tax assets are recognised to the extent that it is probable that future taxable profits will be available against which they can be used. The existence of unused tax losses is strong evidence that future taxable profit may not be available. Therefore, in case of a history of recent losses, the Company recognises a deferred tax asset only to the extent that it has sufficient taxable temporary differences or there is convincing other evidence that sufficient taxable profit will be available against which such deferred tax asset can be realised. Deferred tax assets recognised or unrecognised are reviewed at each reporting date and are recognised reduced to the extent that it is probable, no longer probable respectively that the related tax benefit will be realised.

Deferred tax is measured at the tax rates that are expected to apply to the period when the asset is realised or the liability is settled, based on the laws that have been enacted or substantively enacted by the reporting date. The measurement of deferred tax reflects the tax consequences that would follow from the manner in which the Company expects, at the reporting date, to recover or settle the carrying amount of its assets and liabilities.

Deferred tax assets and liabilities are offset if there is a legally enforceable right to offset current tax liabilities and assets, and they relate to income taxes levied by the same tax authority on the same taxable entity, or on different tax entities, but they intend to settle current tax liabilities and assets on a net basis or their tax assets and liabilities will be realised simultaneously.

Deferred tax relating to items recognised outside profit or loss is recognised in other comprehensive income (OCI). Deferred tax items are recognised in correlation to the underlying transaction either in OCI or directly in equity.

#### m. Cash and cash equivalents

Cash and cash equivalents in the standalone balance sheet comprise cash at banks and on hand and short-term deposits with an original maturity of three months or less, which are subject to an insignificant risk of changes in value.

For the purpose of the standalone statement of cash flows, cash and cash equivalents consist of cash excluding restricted cash balance and short-term deposits, as defined above, net of outstanding bank overdrafts as they are considered an integral part of the Company's cash management. Any cash and cash equivalents, other bank balances with significant restrictions with regards to the Company's ability to freely use it is disclosed appropriately by way of a foot note.

#### n. Provisions (other than for employee benefits) and contingent liabilities

Provisions are recognised when there is a present obligation (legal or constructive) as a result of a past event, it is probable that an outflow of resources embodying economic benefits will be required to settle the obligation and a reliable estimate can be made of the amount of the obligation.

The expenses relating to a provision is presented in the standalone statement of profit and loss net of any reimbursement.

If the effect of the time value of money is material, provisions are determined by discounting the expected future cash flows specific to the liability. The unwinding of the discount is recognised as finance cost.

A provision for onerous contracts is measured at the present value of the lower of the expected cost of terminating the contract and the expected net cost of continuing with the contract. Before a provision is established, the Company recognises any impairment loss on the assets associated with that contract.

A disclosure for a contingent liability is made when there is a possible obligation or a present obligation that may, but will probably not, require an outflow of resources. When there is a possible obligation or a present obligation in respect of which the likelihood of outflow of resources is remote, no provision is made.

A contingent asset is not recognised but disclosed in the Company's standalone financial statements where an inflow of economic benefit is probable.

Provisions, contingent assets, contingent liabilities and commitments are reviewed at each reporting date.

#### o. Segment reporting

An operating segment is a component of the Company that engages in business activities from which it earn revenues and incur expenses, whose operating results are regularly reviewed by the Company's Chief Operating Decision Maker ("CODM") to make decisions for which discrete financial information is available. The Company's chief operating decision maker is the Board of Directors.

#### p. Cash dividend

The Company recognises a liability to make cash distributions to equity holders when the distribution is authorised and the distribution is no longer at the discretion of the Company. As per the corporate laws in India, a distribution is authorised when it is approved by the shareholders (in the case of interim dividend it is approved by Board of Directors). A corresponding amount is recognised directly in equity.

*(This space is intentionally left blank)*



**3 Material accounting policies (continued)**

**q. Recent pronouncement on Indian Accounting Standards (Ind AS):**

The following Indian Accounting Standards have been modified on miscellaneous issues with effect from April 1, 2023. Such changes include clarification / guidance on:

- (i) Ind AS 101 – First time adoption of Ind AS – Deferred tax assets and deferred tax liabilities to be recognized for all temporary differences associated with right-of-use assets, lease liabilities, decommissioning / restoration / similar liabilities.
- (ii) Ind AS 107 – Financial Instruments – Disclosures – Information about the measurement basis for financial instruments shall be disclosed as part of material accounting policy information.
- (iii) Ind AS 1 – Presentation of Financial Statements & Ind AS 34 – Interim Financial Reporting – Material accounting policy information (including focus on how an entity applied the requirements of Ind AS) shall be disclosed instead of significant accounting policies as part of financial statements.
- (iv) Ind AS 8 – Accounting policies, changes in accounting estimate and errors – Clarification on what constitutes an accounting estimate provided.
- (v) Ind AS 12 – Income Taxes – In case of a transaction which give rise to equal taxable and deductible temporary differences, the initial recognition exemption from deferred tax is no longer applicable and deferred tax liability & deferred tax asset shall be recognized on gross basis for such cases.

None of the above amendments had any material effect on the company's financial statements except for disclosure of Material Accounting Policies instead of Significant Accounting Policies in the Financial Statements.

**r. Investment in subsidiaries**

Investments in subsidiaries are carried at cost less accumulated impairment losses, if any. Where an indication of impairment exists, the carrying amount of the investment is assessed. Where the carrying amount of an investment is greater than its estimated recoverable amount, it is written down immediately to its recoverable amount and the difference is transferred to the standalone statement of Profit and Loss. On disposal of investment, the difference between the net disposal proceeds and the carrying amount is charged or credited to the standalone statement of Profit and Loss.

*(This space is intentionally left blank)*



**Medi Assist Healthcare Services Limited**  
**Notes to the standalone financial statements**

*(All amounts are in Indian Rupees in millions, unless otherwise stated)*

**4 Property, plant and equipment\***

Particulars	Leasehold improvements	Furniture and fixtures	Office equipment	Electrical equipment	Computers	Total
<b>Gross carrying value</b>						
Balance as at April 1, 2022	92.15	54.11	18.36	1.92	71.26	237.80
Additions	-	-	-	-	21.21	21.21
Disposals	(5.25)	(1.64)	(8.15)	-	(32.03)	(47.07)
<b>Balance as at March 31, 2023</b>	<b>86.90</b>	<b>52.47</b>	<b>10.21</b>	<b>1.92</b>	<b>60.44</b>	<b>211.94</b>
Additions	-	0.50	0.07	-	9.88	10.45
<b>Balance as at March 31, 2024</b>	<b>86.90</b>	<b>52.97</b>	<b>10.28</b>	<b>1.92</b>	<b>70.32</b>	<b>222.39</b>
<b>Accumulated depreciation</b>						
Balance as at April 1, 2022	83.44	28.02	16.76	0.13	59.65	188.00
Charge for the year	4.73	5.05	0.66	0.19	6.50	17.13
Disposals	(5.25)	(1.64)	(7.87)	-	(32.03)	(46.79)
<b>Balance as at March 31, 2023</b>	<b>82.92</b>	<b>31.43</b>	<b>9.55</b>	<b>0.32</b>	<b>34.12</b>	<b>158.34</b>
Charge for the year	3.96	5.07	0.47	0.19	12.32	22.01
<b>Balance as at March 31, 2024</b>	<b>86.88</b>	<b>36.50</b>	<b>10.02</b>	<b>0.51</b>	<b>46.44</b>	<b>180.35</b>
<b>Net carrying value as at March 31, 2024</b>	<b>0.02</b>	<b>16.47</b>	<b>0.26</b>	<b>1.41</b>	<b>23.88</b>	<b>42.04</b>
<b>Net carrying value as at March 31, 2023</b>	<b>3.98</b>	<b>21.04</b>	<b>0.66</b>	<b>1.60</b>	<b>26.32</b>	<b>53.59</b>

\* All property, plant and equipment are held in the name of the Company (other than properties where the Company is the lessee and the lease agreements are duly executed in favour of the lessee).



*(This space is intentionally left blank)*





**Medi Assist Healthcare Services Limited**

**Notes to the standalone financial statements**

*(All amounts are in Indian Rupees in millions, unless otherwise stated)*

**6A Goodwill**

<b>Particulars</b>	<b>Goodwill</b>
<b>Gross carrying value</b>	
Balance at April 01, 2022	-
Additions	-
Disposals	-
<b>Balance as at March 31, 2023</b>	-
Additions	3.89
Disposals	-
<b>Balance as at March 31, 2024</b>	<b>3.89</b>
<b>Accumulated impairment loss</b>	
Balance at April 01, 2022	-
For the year	-
<b>Balance as at March 31, 2023</b>	-
For the period	-
Disposals	-
<b>Balance as at March 31, 2024</b>	-
<b>Net carrying value as at March 31, 2024</b>	<b>3.89</b>
<b>Net carrying value as at March 31, 2023</b>	-

*(This space is intentionally left blank)*



**6B Other intangible assets**

Particulars	Software and licenses	Customer relationship	Total Intangible assets under development *
<b>Gross carrying value</b>			
Balance as at April 1, 2022	328.22	-	328.22
Additions	172.89	-	172.89
Capitalisation of intangible assets under development	-	-	-
Disposals	(13.11)	-	(13.11)
<b>Balance as at March 31, 2023</b>	<b>488.00</b>	<b>-</b>	<b>488.00</b>
Additions	34.57	5.91	40.48
Disposals	-	-	-
<b>Balance as at March 31, 2024</b>	<b>522.57</b>	<b>5.91</b>	<b>528.48</b>
<b>Accumulated amortisation</b>			
Balance as at April 1, 2022	308.70	-	308.70
For the year	29.27	-	29.27
Disposals	(13.11)	-	(13.11)
<b>Balance as at March 31, 2023</b>	<b>324.86</b>	<b>-</b>	<b>324.86</b>
For the year	80.57	1.11	81.68
Disposals	-	-	-
<b>Balance as at March 31, 2024</b>	<b>405.43</b>	<b>1.11</b>	<b>406.54</b>
<b>Net carrying value as at March 31, 2024</b>	<b>117.14</b>	<b>4.80</b>	<b>121.94</b>
<b>Net carrying value as at March 31, 2023</b>	<b>163.14</b>	<b>-</b>	<b>163.14</b>

\* Intangible assets under development are based on internal technical feasibility study carried out by Management with the intention to complete the self generated intangible assets. Management has assessed that such intangible assets will generate future economic benefits for the Company and therefore meet the capitalisation criteria in accordance with Ind AS 38 - "Intangible Assets".



6B Other intangible assets (continued)

Intangible assets under development ageing schedule

As at March 31, 2024

Particulars	Amount in Intangible assets under development for a period of				Total
	Less than 1 year	1-2 years	2-3 years	More than 3 years	
Project in progress	30.05	-	-	-	30.05
Projects temporarily suspended	-	-	-	-	-
<b>Total</b>	<b>30.05</b>	<b>-</b>	<b>-</b>	<b>-</b>	<b>30.05</b>

As at March 31, 2023

Particulars	Amount in Intangible assets under development for a period of				Total
	Less than 1 year	1-2 years	2-3 years	More than 3 years	
Project in progress	-	-	-	-	-
Projects temporarily suspended	-	-	-	-	-
<b>Total</b>	<b>-</b>	<b>-</b>	<b>-</b>	<b>-</b>	<b>-</b>

(This space is intentionally left blank)



Medi Assist Healthcare Services Limited  
Notes to the standalone financial statements

(All amounts are in Indian Rupees in millions, unless otherwise stated)

5 (a) Right-of-use assets

Particulars	Buildings	Total
<b>Gross carrying value</b>		
Balance as at April 1, 2022	62.51	62.51
Additions	-	-
<b>Balance as at March 31, 2023</b>	<b>62.51</b>	<b>62.51</b>
<b>Accumulated amortisation</b>		
Balance as at April 1, 2022	36.30	36.30
Amortisation for the year	10.62	10.62
<b>Balance as at March 31, 2023</b>	<b>46.92</b>	<b>46.92</b>
<b>Net carrying value as at 31 March 2023</b>	<b>15.59</b>	<b>15.59</b>
<b>Particulars</b>	<b>Buildings</b>	<b>Total</b>
<b>Gross carrying value</b>		
Balance at April 1, 2023	62.51	62.51
Additions	1.76	1.76
<b>Balance as at March 31, 2024</b>	<b>64.27</b>	<b>64.27</b>
<b>Accumulated amortisation</b>		
Balance at April 1, 2023	46.92	46.92
Amortisation for the year	11.53	11.53
<b>Balance as at March 31, 2024</b>	<b>58.45</b>	<b>58.45</b>
<b>Net carrying value as at 31 March 2024</b>	<b>5.82</b>	<b>5.82</b>

(This space is intentionally left blank)



**Medi Assist Healthcare Services Limited**  
**Notes to the standalone financial statements**

*(All amounts are in Indian Rupees in millions, unless otherwise stated)*

**5 (b) Lease liabilities**

**A The following is the movement of lease liabilities**

Particulars	As at	As at
	March 31, 2024	March 31, 2023
Opening balance	28.39	45.81
Lease modification entered during the year	-	-
Accretion of interest	1.61	3.18
Payment of lease liabilities	(20.61)	(20.60)
<b>Closing balance</b>	<b>9.39</b>	<b>28.39</b>

**B The following is the break-up of lease liabilities:**

Particulars	As at	As at
	March 31, 2024	March 31, 2023
Current lease liabilities	9.39	19.00
Non-current lease liabilities	-	9.39
	<b>9.39</b>	<b>28.39</b>

**C The table below provides details regarding the contractual maturities of lease liabilities on an undiscounted basis:**

Particulars	As at	As at
	March 31, 2024	March 31, 2023
Less than one year	10.30	20.60
One to five years	-	8.61
	<b>10.30</b>	<b>29.21</b>

**D Amount recognised in Standalone Statement of Profit and Loss**

The Company has applied weighted average incremental borrowing rate of 9% per annum for lease liabilities recognised in the balance sheet. The Company does not face a significant liquidity risk with regards to its lease liability as the current assets are sufficient to meet the obligations related to lease liabilities as and when they falls due. The following are the amounts recognised in the statement of profit and loss:

Particulars	For the year ended	For the year ended
	March 31, 2024	March 31, 2023
Interest expense on lease liabilities	1.61	3.18
Amortisation expense of right-of-use assets	11.53	10.62
Gain or (loss) for modification of lease contract	(1.76)	-
Expense relating to short-term leases and low value assets (presented under other expenses- Rent)	1.66	1.27

During the year ended March 31, 2024, the Company incurred expenses amounting to Rs. 1.66 million (March 31, 2023: Rs. 1.27 million) for short-term leases and leases of low-value assets. For the year ended March 31, 2024, the total cash outflows for leases, including short-term leases and low-value assets amounted to Rs. 22.27 million (March 31, 2023 : Rs. 21.87 million (net of rent concessions)).

The Company leases office building. Rental contract is made for a fixed periods of 9 years. Lease terms are negotiated on an individual basis and contain a wide range of different terms and conditions. The lease agreement do not impose any covenants other than the security deposit in the leased asset that are held by the lessor.

*(This space is intentionally left blank)*



**Medi Assist Healthcare Services Limited**  
**Notes to the standalone financial statements**

(All amounts are in Indian Rupees in millions, unless otherwise stated)

**7 Non-current financial assets**

**7 (a) Investments**

Particulars	As at	As at
	March 31, 2024	March 31, 2023
<i>(i) Quoted</i>		
<b>Equity shares designated at fair value through other comprehensive income (FVOCI):#</b>		
124,992 (March 31, 2023: 124,992) equity shares of Rs. 5 each, fully paid up of The New India Assurance Company Limited	28.39	12.16
<i>(ii) Unquoted</i>		
<b>(a) Investment in subsidiaries at cost:</b>		
4,012,370 equity shares (March 31, 2023 : 4,012,370 equity shares) of Rs. 10 each, fully paid-up of Medi Assist Insurance TPA Private Limited ("MAITPA")	603.61	594.61
10,000 equity shares (March 31, 2023 : 10,000) of Rs. 10 each, fully paid-up of International Healthcare Management Services Private Limited (refer note a below)	46.66	46.66
11,484 equity shares (March 31, 2023 : 11,484) of Rs. 10 each, fully paid-up of Mayfair Consultancy Services India Private Limited (refer note b below)	38.90	38.90
2,400 (March 31, 2023 : 2,400) equity shares of GBP 1 each, fully paid-up of Mayfair We Care Ltd (refer note c below)	113.42	113.42
<b>(b) Investment in others designated at fair value through other comprehensive income (FVOCI):#</b>		
13,719 equity shares (March 31, 2023 : 13,719 equity shares) of Re 1 each, fully paid up of Healthvista India Private Limited*	-	-
5,000 equity shares (March 31, 2023 : 5,000 equity shares) of Rs. 100 each, fully paid up of Swasth Digital Health Foundation **	-	0.50
<b>Total</b>	<b>830.98</b>	<b>806.25</b>
Aggregate book value of quoted investments and market value thereof	28.39	12.16
Aggregate value of unquoted investments	802.59	794.09

Also refer note 29 for disclosure relating to fair values and financial risk management.

(a) The Company has acquired 10,000 equity shares representing 100% shares of International Healthcare Management Services Private Limited having its principle place of business in India on November 18, 2022 for a purchase consideration of Rs. 46.66 million. The acquisition is of significant strategic value for the Company.

(b) The Company has acquired 11,484 equity shares representing 100% shares of Mayfair Consultancy Services India Private Limited having its principle place of business in India on November 18, 2022 for a purchase consideration of Rs. 38.90 million. This acquisition is of significant strategic value for the Company.

(c) The Company has acquired 2,400 shares representing 60% shares of Mayfair We Care Ltd having its principle place of business in United Kingdom on November 25, 2022 for a purchase consideration of Rs. 128.64 million. Under the terms of the Sale and Purchase Agreement ("SPA"), the sellers have the right to exercise a put option that would require the Company to purchase the sellers' remaining 40% ownership interest. The terms of the SPA also includes a reciprocal call option, which would require the sellers to sell their 40% ownership interest to the Company. The fair value of option contracts on initial recognition amounting to Rs. 15.22 million has been adjusted from the cost of investments. The option contracts are subsequently carried at fair value through profit or loss.

\* During the year ended 31 March 2023, management has carried out a detailed assessment on the performance of Healthvista India Private Limited and basis such assessment (considering the erosion of net worth, past losses and low likelihood of future profits), management has determined the fair value of such investment to be Rs. Nil.

\*\* During the year ended 31 March 2024, management has carried out an assessment of Investment in Swasth Digital Health Foundation and basis such assessment have determined the fair value of such investment to be Rs. Nil.

# The Company designated these investments as equity instruments at FVOCI because the Company intends to hold these equity securities for the long-term for strategic purposes.

**7 (b) Other financial assets**

Particulars	As at	As at
	March 31, 2024	March 31, 2023
<i>Unsecured, considered good</i>		
<b>At amortised cost</b>		
Security deposits	42.20	26.08
Deposits with original maturity of more than 12 months	-	6.48
Interest accrued but not due on fixed deposits	-	0.28
<b>Financial assets at fair value through profit or loss (FVTPL)</b>		
Derivative assets	37.65	12.17
<b>Credit impaired</b>		
Security deposits	2.06	1.85
Less: Provision for doubtful security deposits	(2.06)	(1.85)
<b>Total</b>	<b>79.85</b>	<b>45.01</b>

Also refer note 29 for disclosure relating to fair values and financial risk management.

(This space is intentionally left blank)



**Medi Assist Healthcare Services Limited**  
**Notes to the standalone financial statements**

*(All amounts are in Indian Rupees in millions, unless otherwise stated)*

**8 Income tax assets (net)**

Particulars	As at	As at
	March 31, 2024	March 31, 2023
Advance tax . net of provisions [Provisions Rs. 406.76 million (March 31, 2023: Rs. 358.84 million)]	54.58	52.08
<b>Total</b>	<b>54.58</b>	<b>52.08</b>

**9 Deferred tax assets (net)**

Particulars	As at	As at
	March 31, 2024	March 31, 2023
<b>Deferred tax assets</b>		
Provision for employee benefits	4.48	3.27
Lease liabilities	2.37	7.15
Allowance for expected credit losses on trade receivables and other receivables	5.48	6.14
Property, plant and equipment and other intangible assets	12.74	10.64
Other financial assets	5.43	6.85
Accrued expenses	4.49	5.25
<b>Total deferred tax assets</b>	<b>34.99</b>	<b>39.30</b>
<b>Deferred tax liabilities</b>		
Right-of-use assets	1.46	3.92
Derivative assets	9.47	3.06
<b>Total deferred tax liabilities</b>	<b>10.93</b>	<b>6.98</b>
<b>Deferred tax assets (net)</b>	<b>24.06</b>	<b>32.32</b>

Refer note 32 for movement in deferred taxes.

**10 Other non-current assets**

Particulars	As at	As at
	March 31, 2024	March 31, 2023
<b>Unsecured, considered good</b>		
Prepaid expenses	0.79	1.16
	<b>0.79</b>	<b>1.16</b>

*(This space is intentionally left blank)*



**Medi Assist Healthcare Services Limited**  
**Notes to the standalone financial statements**

(All amounts are in Indian Rupees in millions, unless otherwise stated)

**11 Current financial assets**

**11 (a) Investments**

Particulars	As at March 31, 2024	As at March 31, 2023
<b>Mutual funds at fair value through profit or loss (unquoted)</b>		
Investments in mutual funds	494.47	146.50
<b>Total</b>	<b>494.47</b>	<b>146.50</b>
Aggregate value of unquoted investments	494.47	146.50

Also refer note 29 for disclosure relating to fair values and financial risk management.

**11 (b) Trade receivables**

Particulars	As at March 31, 2024	As at March 31, 2023
<b>At amortised cost</b>		
Considered good - unsecured	85.48	125.10
Credit impaired	2.81	11.61
<b>Total receivables</b>	<b>88.29</b>	<b>136.71</b>
Less: Allowance for expected credit losses*	(2.81)	(11.61)
<b>Total (A)</b>	<b>85.48</b>	<b>125.10</b>
<b>Unbilled receivables</b>		
Considered good - unsecured	69.21	3.00
<b>Total (B)</b>	<b>69.21</b>	<b>3.00</b>
<b>Total (A+B)</b>	<b>154.69</b>	<b>128.10</b>

Refer note 33 for trade receivables ageing

\*Set out below is the movement in the allowance for expected credit losses of trade receivables:

Particulars	As at March 31, 2024	As at March 31, 2023
Opening balance	11.61	11.28
Allowance for expected credit losses on trade receivables	-	0.33
Acquired through business transfer of Alinea Healthcare Private Limited	0.48	-
Bad debts written off	(9.28)	-
<b>Closing balance</b>	<b>2.81</b>	<b>11.61</b>

The Company does not charge any interest on overdue payments. Further, the average credit period ranges up to 120 days.

No trade receivables are due from directors or other officers of the Company either severally or jointly with any other person.

Also refer note 29 for disclosure relating to fair values and financial risk management and note 39 for trade receivables from related parties.

**11 (c) Cash and cash equivalents**

Particulars	As at March 31, 2024	As at March 31, 2023
<b>At amortised cost</b>		
Cash on hand	0.01	0.01
Balances with banks		
-In current accounts	83.55	197.23
-In deposits with original maturity of less than 3 months	20.01	-
<b>Total</b>	<b>103.57</b>	<b>197.24</b>

Also refer note 29 for disclosure relating to fair values and financial risk management.



(This space is intentionally left blank)





**Medi Assist Healthcare Services Limited****Notes to the standalone financial statements***(All amounts are in Indian Rupees in millions, unless otherwise stated)***11 (d) Bank balances other than cash and cash equivalents above**

Particulars	As at	As at
	March 31, 2024	March 31, 2023
<b>At amortised cost</b>		
Deposits with original maturity of more than three months but remaining maturity of less than twelve months <sup>^</sup>	130.45	25.04
Balances with banks		
-Balance with self funded schemes *	8.38	22.63
<b>Total</b>	<b>138.83</b>	<b>47.67</b>

\* Balance with self funded schemes represent funds received from corporates for the purpose of providing health benefit services to their employees.

<sup>^</sup> Deposits with original maturity of more than twelve months and remaining maturity of less than twelve months have been disclosed under bank balances other than cash and cash equivalents.

Also refer note 29 for disclosure relating to fair values and financial risk management.

**11 (e) Other financial assets**

Particulars	As at	As at
	March 31, 2024	March 31, 2023
<b>At amortised cost</b>		
<b>Considered good - unsecured</b>		
Security deposits	24.88	-
Other receivables *	197.30	199.10
Dividend receivable *	175.52	-
Accrued interest income	0.45	0.24
<b>Credit impaired</b>		
Other receivables	2.83	2.83
Less: Allowance for doubtful receivables	(2.83)	(2.83)
<b>Total</b>	<b>398.15</b>	<b>199.34</b>

Also refer note 29 for disclosure relating to fair values and financial risk management.

\* Refer note 39 and 39.1 for transaction with related parties

**12 Other current assets**

Particulars	As at	As at
	March 31, 2024	March 31, 2023
<b>Unsecured, considered good</b>		
Balances with government authorities	5.32	10.16
Advances to suppliers	9.34	65.35
Advances to employees	1.20	1.04
Prepaid expenses	16.19	12.17
<b>Credit impaired</b>		
Advances to suppliers	16.16	10.00
Less: Allowance for doubtful advances	(16.16)	(10.00)
<b>Total</b>	<b>32.05</b>	<b>88.72</b>

*(This space is intentionally left blank)*



**Medi Assist Healthcare Services Limited**  
**Notes to the standalone financial statements**

(All amounts are in Indian Rupees in millions, unless otherwise stated)

**13 Equity share capital**

Particulars	As at	As at
	March 31, 2024	March 31, 2023
<b>Authorised share capital:</b>		
90,700,000 (March 31, 2023: 90,700,000) equity shares of Rs 5 each	453.50	453.50
<b>Total</b>	<b>453.50</b>	<b>453.50</b>
<b>Issued, subscribed and fully paid-up shares:</b>		
70,209,246 (March 31, 2023: 68,859,212) equity shares of Rs 5 each	351.05	344.30
<b>Total</b>	<b>351.05</b>	<b>344.30</b>

**a) Reconciliation of the number of shares outstanding at the beginning and at the end of the reporting period:**

Particulars	As at March 31, 2024		As at March 31, 2023	
	Number of shares	Amount	Number of shares	Amount
<b>Equity shares</b>				
At the beginning of the year	6,88,59,212	344.30	6,88,59,212	344.30
Issued during the year*	13,50,034	6.75	-	-
<b>Balance at the end of the reporting year</b>	<b>7,02,09,246</b>	<b>351.05</b>	<b>6,88,59,212</b>	<b>344.30</b>

\* During the year employees exercised 13,50,034 employee stock options (refer to note 28(a))

During the year, the Company has completed an Initial Public Offer ("IPO") by way of offer for sale of 28,028,168 Equity Shares of face value of Rs 5 -each of the Company by certain selling shareholders for at an issue price of Rs 418 -per equity share aggregating to Rs 11,715.77 million. The Equity shares of the Company were listed on National Stock Exchange of India Limited (NSE) and BSE Limited (BSE) on 23 January 2024.

**b) Terms/rights attached to equity shares:**

The Company has single class of equity shares having a par value of Rs. 5 each. Each holder of equity shares is entitled to one vote per share. Voting rights cannot be exercised in respect of shares on which any call or other sum presently payable has not been paid. Failure to pay any amount called up on shares may lead to forfeiture of shares.

The dividend proposed by the Board of Directors is subject to the approval of the shareholders in the ensuing annual general meeting, except in case of interim dividend.

In the event of liquidation of the Company, the holders of equity shares will be entitled to receive any of the remaining assets of the Company, after distribution of all preferential amounts. The distribution will be in proportion to the number of equity shares held by the shareholders.

**c) List of shareholders holding more than 5% shares of a class of shares in the Company**

Particulars	As at March 31, 2024		As at March 31, 2023	
	Number of shares	% of Holding	Number of shares	% of Holding
<b>Equity shares of Rs. 5 each fully paid-up (March 31, 2023: Rs 5 each) held by:</b>				
Medimatter Health Management Private Limited	67,71,836	9.65%	1,87,03,348	27.16%
Bessemer Health Capital LLC	-	-	66,06,084	9.59%
IDFC Trustee Co. Ltd A/C IDFC Infrastructure Fund 3 A C IDFC Private Equity	-	-	1,49,10,452	21.65%
NOVO HOLDINGS A S	41,86,500	5.96%	-	-
Bessemer India Capital Holdings II Limited	2,05,45,108	29.26%	2,47,31,608	35.92%

d) As per records of the Company, including its register of shareholders members and other declarations received from shareholders regarding beneficial interest, the above shareholding represents both legal and beneficial ownerships of shares.

**e) Shares reserved for issue under employee stock option scheme**

Particulars	As at March 31, 2024		As at March 31, 2023	
	Number of options	Amount	Number of options	Amount
Outstandings options	17,41,852	8.71	25,38,886	12.69

Refer note 28 for ESOP Scheme details.

f) The Company has not bought back any class of equity shares during the period of five years immediately preceding the balance sheet date.

g) Aggregate number of equity shares issued as bonus during the period of five years immediately preceding the reporting date

Particulars	As at March 31, 2024	As at March 31, 2023
Equity shares allotted as fully paid bonus by capitalisation	6,87,84,850	6,87,84,850

(This space is intentionally left blank)



Medi Assist Healthcare Services Limited  
Notes to the standalone financial statements

(All amounts are in Indian Rupees in millions, unless otherwise stated)

13 Equity share capital (continued)

h) Details of equity shares (of Rs. 5 each fully paid up) held by promoters

As at March 31, 2024

Promoter name	No of shares at the beginning of the year	Change during the year	No of shares at the end of the year	% of total shares	% Change during the year
Dr Vikram Jit Singh Chhatwal	25,39,092	(25,39,092)	-	-	-3.69%
Medimatter Health Management Private Limited	1,87,03,348	(1,19,31,512)	67,71,836	9.65%	-17.33%
Medimatter Health Management Private Limited jointly with Dr. Vikram Jit Singh Chhatwal	5,37,080	(5,37,080)	-	-	-0.78%
Bessemmer India Capital Holdings II Limited	2,47,31,608	(41,86,500)	2,05,45,108	29.26%	-6.08%
<b>Total</b>	<b>4,65,11,128</b>	<b>(1,91,94,184)</b>	<b>2,73,16,944</b>	<b>38.91%</b>	<b>-27.87%</b>

As at March 31, 2023

Promoter name	No of shares at the beginning of the year	Change during the year	No of shares at the end of the year	% of total shares	% Change during the year
Dr Vikram Jit Singh Chhatwal	25,39,092	-	25,39,092	3.69%	-
Medimatter Health Management Private Limited	1,87,03,348	-	1,87,03,348	27.16%	-
Medimatter Health Management Private Limited jointly with Dr. Vikram Jit Singh Chhatwal	5,37,080	-	5,37,080	0.78%	-
Bessemmer India Capital Holdings II Limited	2,47,31,608	-	2,47,31,608	35.92%	-
<b>Total</b>	<b>4,65,11,128</b>	<b>-</b>	<b>4,65,11,128</b>	<b>67.55%</b>	<b>-</b>

(This space is intentionally left blank)



**Medi Assist Healthcare Services Limited**  
**Notes to the standalone financial statements**

(All amounts are in Indian Rupees in millions, unless otherwise stated)

**14 Other equity**

Particulars	Notes	As at	As at
		March 31, 2024	March 31, 2023
<b>Employee stock option reserve</b>			
Balance at the beginning of the year		111.21	78.79
Employee stock option compensation expense		29.44	21.12
Transfer to Employee stock option reserve		9.00	11.68
Reversal of Employee stock option reserve for options exercised		(64.78)	(0.38)
<b>Balance at the end of the year</b>	<b>(i)</b>	<b>84.87</b>	<b>111.21</b>
<b>Securities premium</b>			
Balance at the beginning of the year		745.86	745.86
<b>Movement during the year</b>			
Premium received on exercise of ESOP		210.61	-
<b>Balance at the end of the year</b>	<b>(ii)</b>	<b>956.47</b>	<b>745.86</b>
<b>General reserve</b>			
Balance at the beginning of the year		1.36	1.36
<b>Balance at the end of the year</b>	<b>(iii)</b>	<b>1.36</b>	<b>1.36</b>
<b>Demerger deficit balance</b>			
Balance at the beginning of the year		(370.18)	(370.18)
Movement during the year		-	-
<b>Balance at the end of the year</b>	<b>(iv)</b>	<b>(370.18)</b>	<b>(370.18)</b>
<b>Other equity</b>			
Balance at the beginning of the year		369.85	369.85
Movement during the year		-	-
<b>Balance at the end of the year</b>	<b>(v)</b>	<b>369.85</b>	<b>369.85</b>
<b>Retained earnings</b>			
Balance at the beginning of the year		596.15	560.57
Total comprehensive income for the year		193.62	165.34
Dividend paid*		(130.14)	(130.14)
Transfer on account of cancellation of ESOP option		-	0.38
<b>Balance at the end of the year</b>	<b>(vi)</b>	<b>659.63</b>	<b>596.15</b>
<b>Contribution from selling shareholders</b>			
Balance at the beginning of the year		-	-
Movement during the year		210.00	-
<b>Balance at the end of the period/ year</b>	<b>(vii)</b>	<b>210.00</b>	<b>-</b>
<b>Equity instruments through OCI</b>			
Balance at the beginning of the year		(120.51)	(59.32)
Movement during the year		13.88	(61.19)
<b>Balance at the end of the year</b>	<b>(viii)</b>	<b>(106.63)</b>	<b>(120.51)</b>
<b>Total</b>		<b>1,805.37</b>	<b>1,333.74</b>

**\*Details of dividend proposed and paid during the year**

Particulars	As at	As at
	March 31, 2024	March 31, 2023
<b>Dividends on equity shares declared and paid:</b>		
Final dividend for the year ended March 31, 2023: INR 1.89 per share (March 31, 2022: INR 1.89 per share) <sup>(a)</sup>	130.14	130.14
	<b>130.14</b>	<b>130.14</b>
<b>Proposed dividends on Equity shares*:</b>		
Proposed dividend for the year ended March 31, 2024: INR 2.50 per share (March 31, 2023: INR 1.89 per share) <sup>#</sup>	175.52	130.14
	<b>175.52</b>	<b>130.14</b>

\*Proposed dividends on equity shares are subject to approval at the annual general meeting and are not recognised as a liability.

<sup>(a)</sup> During the F.Y. 23-24, the Company has paid final dividend of F.Y. 22-23 at the rate of 37.80% [i.e. Rs.1.89 - (Rupees One rupee and paise eighty nine only)] per Equity Share of face value of Rs. 5 - (Rupees Five Only).

On July 21, 2023, the Company has proposed final dividend for the F.Y. 22-23 in its Board of Directors Meeting at the rate of 37.80% [i.e. Rs.1.89 - (Rupees One rupee and paise eighty nine only)] per Equity Share of face value of Rs. 5 - (Rupees Five Only).

<sup>#</sup> On May 15, 2024, the Company has proposed final dividend for the F.Y. 23-24 in its Board of Directors Meeting at the rate of 80.00% [i.e. Rs.4.00 - (Rupees Two rupee and paise fifty only)] per Equity Share of face value of Rs. 5 - (Rupees Five Only).

(This space is intentionally left blank)



**Medi Assist Healthcare Services Limited**  
**Notes to the standalone financial statements**

*(All amounts are in Indian Rupees in millions, unless otherwise stated)*

**14 Other equity (continued)**

**S.N. Nature and purpose of reserves**

**(i) Employee stock option reserve**

The employee stock option outstanding account is used to recognise grant date fair value of the options issued to the employees under the Company's stock option plan. For further details. Refer note 28 for employee stock option scheme details.

**(ii) Securities premium**

Securities premium is used to record premium received on issue of shares. The reserve is utilized in accordance with the provision of Companies Act, 2013.

**(iii) General reserve**

The balance in general reserve has arisen on account of transfer of debenture redemption reserve.

**(iv) Demerger deficit balance**

The reserve arising on account of demerger of consumer health business division during 2019-20 as per Sections 230 to 232 and Section 66 of the Companies Act, 2013.

**(v) Other equity**

Preference shares and debentures were initially recognised as financial liability in accordance with the nature of the instrument at fair value. The difference between fair value and transaction price was accounted under other equity.

**(vi) Retained earnings**

Retained earnings are the profits that the Company has earned till date less dividends or other distributions to shareholders. Retained earnings includes re-measurement loss (gain) on defined benefit plans, net of taxes that will not be reclassified to standalone statement of profit and loss. Retained earnings is a free reserve available to the Company.

**(vii) Contribution from selling shareholders**

In relation to the successful completion of Initial public offering ("IPO"), the participating shareholders of the Company introduced the "Employee Incentive Plan" to reward the efforts and contribution of certain eligible employees of the Company and the employees of one of its subsidiaries. Also refer to note 43(ii).

**(viii) Equity instruments through OCI**

The Company has elected to recognise the changes in fair value of certain investments in equity securities in other comprehensive income. These changes are accumulated within equity instruments through OCI within equity. The Company transfers amount to retained earnings when the relevant equity securities are de-recognised.

*(This space is intentionally left blank)*



**Medi Assist Healthcare Services Limited**  
**Notes to the standalone financial statements**

(All amounts are in Indian Rupees in millions, unless otherwise stated)

**Non-current financial liabilities**

**15 Provisions (non-current)**

Particulars	As at	As at
	March 31, 2024	March 31, 2023
<b>Provision for employee benefits:</b>		
Gratuity (refer note 27)	11.27	8.48
<b>Total</b>	<b>11.27</b>	<b>8.48</b>

**16 (a) Trade payables**

Particulars	As at	As at
	March 31, 2024	March 31, 2023
Total outstanding dues of micro enterprises and small enterprises (refer note 40)	9.28	0.60
Total outstanding dues of creditors other than micro enterprises and small enterprises*	89.82	91.01
<b>Total</b>	<b>99.10</b>	<b>91.61</b>

Refer note 34 for trade payables ageing.

Trade payables (other than outstanding dues of micro and small enterprises) are non interest bearing and are usually settled within 50 - 55 days

\* Refer note 39 for payables to related parties and refer note 29 for disclosure relating to fair values and financial risk management.

**16 (b) Other financial liabilities (current)**

Particulars	As at	As at
	March 31, 2024	March 31, 2023
Employee benefits payable	0.01	32.41
Creditors for capital goods	21.78	26.93
Other payables*	167.12	85.90
<b>Total</b>	<b>188.91</b>	<b>145.24</b>

\* Refer note 39 for payables to related parties and refer note 29 for disclosure relating to fair values and financial risk management.

**17 Other current liabilities**

Particulars	As at	As at
	March 31, 2024	March 31, 2023
Statutory liabilities payable*	40.83	19.36
<b>Total</b>	<b>40.83</b>	<b>19.36</b>

\*Includes statutory dues with respect to goods and service tax, withholding taxes, provident fund etc.

**18 Provisions (current)**

Particulars	As at	As at
	March 31, 2024	March 31, 2023
<b>Provision for employee benefits:</b>		
Gratuity (refer note 27)	5.96	4.12
Employee compensated absences	0.44	0.28
<b>Total</b>	<b>6.40</b>	<b>4.40</b>

(This space is intentionally left blank)



**Medi Assist Healthcare Services Limited**  
**Notes to the standalone financial statements**  
*(All amounts are in Indian Rupees in millions, unless otherwise stated)*

**19 Revenue from contracts with customers**

Particulars	For the year ended March 31, 2024	For the year ended March 31, 2023
<b>Revenue from contracts with customers</b>		
Software subscription	1,000.80	557.15
Income from health management services	37.37	21.74
Income from license fee	26.52	33.40
<b>Other operating revenues:</b>		
Business support services	19.54	25.59
<b>Total</b>	<b>1,084.23</b>	<b>637.88</b>

Refer note 39 for transactions with related parties.

**(A) Disaggregated revenue information**

In the following table, revenues from contracts with customers is disaggregated by major service lines and timing of transfer of goods and services. The Company believes that this disaggregation best depicts how the nature, amount, timing and uncertainty of their revenues and cashflows are effected by industry, market and other economic factors.

Particulars	For the year ended March 31, 2024	For the year ended March 31, 2023
<b>Major products/ service lines</b>		
Software subscription	1,000.80	557.15
Income from health management services	37.37	21.74
Business support services	19.54	25.59
Income from license fee	26.52	33.40
<b>Total</b>	<b>1,084.23</b>	<b>637.88</b>
<b>Timing of transfer of goods and services</b>		
Services rendered over period of time	1,046.86	616.14
Services rendered at a point in time	37.37	21.74
<b>Total</b>	<b>1,084.23</b>	<b>637.88</b>

**(B) Contract balances**

(i) The following table provides information about receivables, contract assets and contract liabilities from contract with customers.

Particulars	As at March 31, 2024	As at March 31, 2023
Trade receivables	154.69	128.10
Contract liabilities	3.44	1.19

The contract liabilities primarily relate to billings in excess of revenues. The billing schedules agreed with customers could include periodic performance-based payments. Invoices are payable within contractually agreed credit period.

(ii) Significant changes in the contract liabilities balances during the year are as follows:

Particulars	As at March 31, 2024	As at March 31, 2023
<b>Movement in contract liabilities:</b>		
Opening balance	1.19	-
Revenue recognised that was included in the contract liability balance at the beginning of the year	(1.19)	-
Increase due to invoicing during the year (excluding amounts recognised as revenue)	3.44	1.19
<b>Closing balance</b>	<b>3.44</b>	<b>1.19</b>

*(This space is intentionally left blank)*



**Medi Assist Healthcare Services Limited**  
**Notes to the standalone financial statements**

(All amounts are in Indian Rupees in millions, unless otherwise stated)

**19 Revenue from contracts with customers (continued)**

**(C) Transaction price allocated to remaining performance obligations**

The following table includes revenue expected to be recognised in the future related to performance obligations that are unsatisfied (or partially satisfied) at the reporting date.

Particulars	As at March 31, 2024	As at March 31, 2023
Within 1 year	3.44	1.19
<b>Total</b>	<b>3.44</b>	<b>1.19</b>

**20 Other income**

Particulars	For the year ended March 31, 2024	For the year ended March 31, 2023
<b>Other non-operating income</b>		
Interest income under the effective interest method on:		
Term deposits at amortised costs	3.22	2.19
Interest on income tax refund	2.98	1.00
Net gain on financial assets measured at fair value through profit and loss (FVTPL)	3.84	3.91
Profit on sale of investments in mutual funds	8.90	7.05
Provisions no longer required written back	-	0.04
Dividend income from a subsidiary company	175.52	200.00
Gain on modification / termination of lease contract	1.76	-
Fair value gain measured through fair value through profit and loss (FVTPL) *	25.47	-
Miscellaneous income	-	2.94
<b>Total</b>	<b>221.69</b>	<b>217.13</b>

\* These represent the notional gain on the fair valuation of derivative instrument taken by the Company to capture the present value of the expected future value of the option liability.

**21 Employee benefits expense**

Particulars	For the year ended March 31, 2024	For the year ended March 31, 2023
Salaries, bonus and allowances	165.82	164.26
Contribution to provident and other funds (refer note 27)	1.92	1.71
Gratuity (refer note 27)	2.74	2.13
Employee stock option compensation expense (refer note 28)	29.44	21.12
Staff welfare expenses	3.61	7.18
<b>Total</b>	<b>203.53</b>	<b>196.40</b>

**22 Finance costs**

Particulars	For the year ended March 31, 2024	For the year ended March 31, 2023
Interest expense on lease liabilities (refer note 5 (b))	1.61	3.18
Interest expense on income tax	-	0.14
Other interest	0.03	-
<b>Total</b>	<b>1.64</b>	<b>3.32</b>

**23 Depreciation and amortisation expense**

Particulars	For the year ended March 31, 2024	For the year ended March 31, 2023
Depreciation on property, plant and equipment (refer note 4)	22.01	17.13
Amortisation of right-of-use assets [refer note 5(a)]	11.53	10.62
Amortisation of intangible assets (refer note 6B)	81.68	29.27
<b>Total</b>	<b>115.24</b>	<b>57.02</b>

(This space is intentionally left blank)





**Medi Assist Healthcare Services Limited**

**Notes to the standalone financial statements**

*(All amounts are in Indian Rupees in millions, unless otherwise stated)*

**24 Other expenses**

Particulars	For the year ended March 31, 2024	For the year ended March 31, 2023
Advertisement and business promotion	248.15	185.58
Legal and professional	44.13	31.62
Repair and maintenance - others	84.38	72.00
Software subscription charges	40.49	37.03
Subcontracting expenses	7.33	15.72
Provision for doubtful advances and other receivables	6.16	11.30
Travelling and conveyance	22.41	11.26
Director sitting fees	12.10	8.45
Housekeeping charges	1.88	4.65
Corporate social responsibility (refer note 37)	2.30	4.30
Insurance	9.92	4.10
Auditors' remuneration*	7.39	4.39
Audit fees	7.39	4.39
Tax audit fees	-	-
Certification expenses	-	-
Claims disallowed	-	3.73
Fair value loss on derivatives measured through fair value through profit or loss (FVTPL)	-	3.05
Security expenses	2.14	2.06
Power and fuel charges	1.82	1.51
Rent**	1.66	1.27
Postage and communication	0.76	1.18
Rates and taxes	6.23	1.08
Printing and stationery	-	0.11
Allowance for expected credit losses on trade receivables & other receivable	-	0.33
Loss on disposal of property, plant and equipment (net)	-	0.22
Miscellaneous expenses	3.74	2.42
<b>Total</b>	<b>502.99</b>	<b>408.66</b>

\* Auditors' remuneration (excluding goods and services tax)≠

Particulars	For the year ended March 31, 2024	For the year ended March 31, 2023
<b>As auditor:</b>		
Audit fees	4.00	4.39
Other services	2.50	-
Out of pocket expenses	0.89	-
<b>Total</b>	<b>7.39</b>	<b>4.39</b>

≠ Excluding an amount of Rs. 36.07 million (March 31, 2023: Rs. 21.00) provided towards Initial Public Offer services recoverable from selling shareholders.

\*\* Represents lease rentals for short term leases and leases of low-value assets.

*(This space is intentionally left blank)*



**Medi Assist Healthcare Services Limited**  
**Notes to the standalone financial statements**

*(All amounts are in Indian Rupees in millions, unless otherwise stated)*

**25 Contingent liabilities and commitments**

<b>Particulars</b>	<b>As at March 31, 2024</b>	<b>As at March 31, 2023</b>
<b>Contingent liabilities:</b>		
Bonus as per The Payment of Bonus (Amendment) Act, 2015 for the period from 1 April 2014 to 31 March 2015 (refer note a)	0.44	0.44
Disallowance of employee stock option expenses and disallowance under section 14A for assessment year 2017-18	3.74	3.74
Disallowance of employee stock option expenses and disallowance under section 14A for assessment year 2018-19	12.76	12.76
Disallowance of employee stock option expenses for assessment year 2020-21	0.28	0.28
Employee provident fund (refer note b)	-	-
<b>Commitments:</b>		
Bank guarantee	87.16	-
Estimated amount of contracts, remaining to be executed on capital account and not provided for - net of advances	2.05	0.94

Also refer note 7(c) for details of put and call options relating to non-controlling interests in Mayfair We Care Ltd.

(a) The Payment of Bonus (Amendment) Act, 2015 was notified by the Government of India with retrospective effect from 1 April 2014. The Hon'ble High Court of Karnataka based on the writ petition no 5272/2016 and 5311/ 2016, has vide its order dated 2 February 2016, stayed the operation of the said notification for the FY 2014-15. The obligation to pay the bonus for the FY 2014-15 will arise only if the High Court disposes off the writ petition in favour of the Government. Hence, the management has taken a view and an amount of Rs 0.44 million which is the approximate statutory bonus liability for the eligible employees in respect of FY 2014-15, has been considered as contingent liability.

(b) In light of the judgment of Honourable Supreme Court dated 28 February 2019 on the definition of "Basic Wages" under the Employees Provident Funds & Misc. Provisions Act, 1952 and based on Company's evaluation, there are significant uncertainties and numerous interpretative issues relating to the judgement and hence it is unclear as to whether the clarified definition of Basic Wages would be applicable prospectively or retrospectively. The amount of the obligation therefore cannot be measured with sufficient reliability for past periods. The Company will evaluate its position and update its provision, if required, on receiving further clarity on the subject. The Company does not expect any material impact of the same.

(c) During the year ended March 31, 2024, an ex-employee of the Company filed a petition with the Sole Arbitrator praying for a direction that the Company vest the ex-employee with shares and/or compensation of Rs. 8.50 million. Consequently, the Sole Arbitrator passed an order dated December 29, 2023 ("Arbitral Order") against which the Company has filed a memorandum of appeal with The City Civil and Sessions Court, Bengaluru for stay on the arbitral order before the Sole Arbitrator until the disposal of appeal and also submitted a demand draft of Rs. 8.50 million as deposit for the appeal. Accordingly The City Civil and Sessions Court, Bengaluru has taken the demand draft on record and passed an order on staying the Arbitral Order of the Sole Arbitrator until the next date of hearing i.e. May 28, 2024.

(d) In respect of the contingent liabilities set out above, pending resolution of the respective proceedings, it is not practicable for the Company to estimate the timing of cash outflows, if any.

*(This space is intentionally left blank)*



**Medi Assist Healthcare Services Limited****Notes to the standalone financial statements***(All amounts are in Indian Rupees in millions, unless otherwise stated)***26 Earnings per share ("EPS")**

Particulars	For the year ended March 31, 2024	For the year ended March 31, 2023
<b>Profit attributable to equity shareholders</b>		
Net profit for the year attributable to the equity share holders (a)	212.00	165.93
Net profit/ (loss) for the period attributable to the equity share holders from discontinued operation (b)	(23.41)	-
Weighted average number of equity shares outstanding for basic EPS (c)*	6,89,25,410	6,88,59,212
Weighted average number of equity shares outstanding for diluted EPS (d)**	7,02,03,541	6,95,39,351
Basic earnings per share of Rs. 5 each [a/c]	3.08	2.41
Diluted earnings per share of Rs. 5 each [a/d]	3.02	2.39
Basic earning per share of Rs. 5 each (for discontinued operation) [b/c]	(0.34)	-
Diluted earning per share of Rs. 5 each (for discontinued operation) [b/d]	(0.33)	-
Basic earning per share of Rs. 5 each (for continuing and discontinued operation) [(a+b)/c]	2.74	2.41
Diluted earning per share of Rs. 5 each (for continuing and discontinued operation) [(a+b)/d]	2.69	2.39

\* Computation of weighted average number of equity shares used in calculating basic earnings per share is set out below:

Particulars	For the year ended March 31, 2024	For the year ended March 31, 2023
Opening balance	6,88,59,212	6,88,59,212
Exercise of employees stock option	66,198	-
Weighted average number of equity shares	<b>6,89,25,410</b>	<b>6,88,59,212</b>

\*\* Computation of weighted average number of equity shares used in calculating diluted earnings per share is set out below:

Particulars	For the year ended March 31, 2024	For the year ended March 31, 2023
Weighted average number of equity shares outstanding during the period for calculating basic EPS	6,89,25,410	6,88,59,212
Effect of dilutive potential equity shares:		
Employee stock options	12,78,131	6,80,139
Weighted average number of equity shares	<b>7,02,03,541</b>	<b>6,95,39,351</b>

In computing dilutive earnings per share, only potential equity shares that are dilutive i.e. which reduces earnings per share or increases loss per share are included.

*(This space is intentionally left blank)*

**Medi Assist Healthcare Services Limited**

**Notes to the standalone financial statements**

(All amounts are in Indian Rupees in millions, unless otherwise stated)

**27 Employee benefits**

The Company contributes to the following employee benefits plans.

**a) Defined contribution plans:**

The contributions paid payable to employee provident fund, employees state insurance scheme, employees pension schemes and other funds, are determined under the relevant approved schemes and or statutes and are recognised as expense in the statement of profit and loss during the period in which the employee renders the related service. There are no further obligations other than the contributions payable to the approved trusts appropriate authorities.

The amount recognised as an expense towards contribution to defined contribution plans for the Company for the year aggregated to Rs. 1.92 million (March 31, 2023: Rs. 1.71 million).

**b) Defined benefit plans:**

The Company has a defined benefit gratuity plan governed by the Payment of Gratuity Act, 1972. The plan entitles an employee who has rendered at least five years of continuous service to receive 15 days salary for every completed year of service or part thereof in excess of six months based on the rate of last drawn salary (basic plus dearness allowance) by the employee concerned. The Company's liability is actuarially determined (using the Projected Unit Credit method) at the end of each year. Actuarial gains (losses) are recognised under other comprehensive income in the statement of profit and loss.

Based on the actuarial valuation obtained in this respect, the following table sets out the details of the employee benefit obligation and the plan assets as at balance sheet date:

Particulars	As at	As at
	March 31, 2024	March 31, 2023
Defined benefit obligation	17.56	13.37
Less: fair value of plan assets	(0.33)	(0.77)
<b>Net defined obligation</b>	<b>17.23</b>	<b>12.60</b>
Current liabilities	5.96	4.12
Non-current liabilities	11.27	8.48

**i Reconciliation of the net defined benefit liability**

The following table shows a reconciliation from the opening balances to the closing balances for net defined benefit liability and its components.

**Reconciliation of present value of defined benefit obligation**

Particulars	As at	As at
	March 31, 2024	March 31, 2023
<b>Balance at the beginning of the year</b>	<b>13.37</b>	<b>13.49</b>
Benefits paid	(0.49)	(3.08)
Current service cost	1.78	1.50
Interest cost	1.00	0.66
Effect of divestiture transfers	0.75	-
<b>Actuarial (gains)/ losses recognised in other comprehensive income</b>		
Changes in financial assumptions	0.09	(0.80)
Experience adjustment	1.06	1.60
<b>Balance at the end of the year</b>	<b>17.56</b>	<b>13.37</b>

**Reconciliation of present value of plan assets**

Particulars	As at	As at
	March 31, 2024	March 31, 2023
<b>Balance at the beginning of the year</b>	<b>(0.77)</b>	<b>(0.31)</b>
Contributions paid by the employer	-	(3.50)
Benefits paid	0.49	3.08
Interest income	(0.05)	(0.03)
<b>Return on plan assets recognised in other comprehensive income</b>		
Experience adjustment	(0.00)	(0.01)
<b>Balance at the end of the year</b>	<b>(0.33)</b>	<b>(0.77)</b>

**Expense recognised in the standalone statement of profit and loss**

Particulars	For the year ended	For the year ended
	March 31, 2024	March 31, 2023
Current service cost	1.78	1.50
Interest cost	1.00	0.66
Interest income	(0.05)	(0.03)
<b>Total</b>	<b>2.74</b>	<b>2.13</b>

(This space is intentionally left blank)



**Medi Assist Healthcare Services Limited**  
**Notes to the standalone financial statements**

(All amounts are in Indian Rupees in millions, unless otherwise stated)

**27 Employee benefits (continued)**

**Expense recognised in other comprehensive income**

Particulars	For the year ended March 31, 2024	For the year ended March 31, 2023
Changes in financial assumptions	0.09	(0.80)
Experience adjustment	1.06	1.59
<b>Total</b>	<b>1.15</b>	<b>0.79</b>

**ii. Plan assets**

Plan assets comprise the following:

Particulars	As at March 31, 2024	As at March 31, 2023
Managed by - Life Insurance Corporation (LIC) and Reliance Nippon Life Insurance	0.33	0.77
<b>Total</b>	<b>0.33</b>	<b>0.77</b>

The 100% of the plan assets invested with insurance company is non-unit linked.

The Company expects to pay Rs.5.96 million (Rs.4.12 million in financial year March 31, 2023) in its contribution to defined benefit plan in the next financial year.

**iii. Actuarial assumptions**

The following were the principal actuarial assumptions at the reporting date (expressed as weighted averages).

Particulars	As at March 31, 2024	As at March 31, 2023
Discount rate	6.90%	7.10%
Expected return	7.10%	4.90%
Future salary growth	8%	8%
Rate of employee turnover	37%	37%
Mortality	IALM 2012-14 Ult	IALM 2012-14 Ult
Weighted average duration	2 years	2 years

Assumptions regarding future mortality have been based on published statistics and mortality tables

**iv. Sensitivity analysis**

Reasonably possible changes at the reporting date to one of the relevant actuarial assumptions, holding other assumptions constant, would have affected the defined benefit obligation by the amount shown below:

Particulars	As at March 31, 2024		As at March 31, 2023	
	Increase	Decrease	Increase	Decrease
Discount rate (1% movement)	(0.36)	0.38	(0.26)	0.27
Future salary growth (1% movement)	0.37	(0.36)	0.27	(0.26)
Rate of employee turnover (1% movement)	(0.05)	0.05	(0.03)	0.03

The sensitivity analyses above have been determined based on a method that extrapolates the impact on defined benefit obligation as a result of reasonable changes in key assumptions occurring at the end of the reporting period.

**v. Expected future cash flows**

Particulars	As at March 31, 2024		As at March 31, 2023	
	Discounted	Undiscounted	Discounted	Undiscounted
1 <sup>st</sup> Following year	6.94	7.18	5.58	5.78
2 <sup>nd</sup> Following year	5.54	6.12	3.81	4.22
3 <sup>rd</sup> Following year	3.57	4.22	2.87	3.40
4 <sup>th</sup> Following year	2.78	3.51	2.13	2.71
5 <sup>th</sup> Following year	3.62	4.89	1.59	2.17
Thereafter	6.42	10.68	5.38	8.49

**vi. Description of Risk Exposures:**

Valuations are based on certain assumptions, which are dynamic in nature and vary over time. As such, the Company is exposed to various risks as follows -

- Salary increases- Actual salary increases will increase the Plan's liability. Increase in salary increase rate assumption in future valuations will also increase the liability.
- Investment risk- If plan is funded then assets liabilities mismatch and actual investment return on assets lower than the discount rate assumed at the last valuation date can impact the liability.
- Discount rate- Reduction in discount rate in subsequent valuations can increase the plan's liability.
- Mortality- Actual deaths & disability cases proving lower or higher than assumed in the valuation can impact the liabilities.
- Withdrawals- Actual withdrawals proving higher or lower than assumed withdrawals and change of withdrawal rates at subsequent valuations can impact Plan's liability



**28 Employee share based payment**

**28 (a) 2013 plan**

The Company has introduced Employee Stock Option Scheme 2013 ("ESOS 2013") with effect from October 1, 2013 to enable the employees of the Company to participate in the future growth and success of the Company. ESOS 2013 is operated at the discretion of the Board of directors.

These options which confer a right but not an obligation on the employee to apply for equity shares of the Company once the terms and conditions set forth in the ESOS 2013 and the option agreement have been met. Vesting of options would be subject to continued employment with the Company and meeting the requisite performance parameters.

The Company had the below share based payment arrangement under ESOS 2013

Particulars	Date of grants	Number of options granted	Exercise price (in Rs)
Grant I	01-Oct-13	108	66,603
Grant II	01-Sep-15	254	4,07,275
Grant III	05-Sep-18	29	3,39,213
Grant IV	01-Jul-21	13,01,956	256
Grant V	01-Jul-22	3,21,116	273
Grant VI	01-Jul-23	5,53,000	281

**Conditions**

Vesting condition	Continued employment with the Company and fulfilment of performance parameters
Exercise period	Exercise on listing / strategic sale
Method of settlement	Equity

**Vesting schedule**

	Grant I	Grant II	Grant III	Grant IV	Grant V	Grant VI
At the end of one year	-	50%	100%	10%	10%	10%
At the end of two year	50%	25%	-	20%	20%	20%
At the end of three year	25%	25%	-	30%	30%	30%
At the end of four year	25%	-	-	40%	40%	40%

**Modification of Employee Stock Option Scheme**

The Company had made capital restructuring by way of right issues to existing shareholder on March 21, 2017. In accordance with the ESOS 2013 scheme, non-discretionary anti-dilution provisions exists, resulting in terms of modification of the scheme, there by additional options have been given to option grantees by the Company. Due to existence of non-discretionary provision, this has not resulted in any incremental share based payment expense reason being the fair value of the options immediately before and after the rights issue were the same.

Particulars	Grant I	Grant II
Revised exercise price of options on modification	32,696	1,99,877
Additional ESOS issued during the period from March 21, 2017 to March 31, 2017	112	265
Revised ESOS in force at the time of modification	220	519
Revised ESOS in force as at March 31, 2023	106	519

**Reconciliation of outstanding employee stock options:**

**For the year ended March 31, 2024**

Particulars	Shares arising out of options	Range of exercise prices in Rs	Weighted average exercise price in Rs	Weighted average remaining contractual life
Outstanding as at April 1, 2023	25,38,886	18 to 273	18 to 273	4.00
Add: Options granted during the year	5,53,000	281	281	4.00
Less: Options exercised during the year	13,50,034	18 to 256	18 to 256	-
Options outstanding as at March 31, 2024	17,41,852	18 to 281	18 to 281	4.00
Exercisable options as at March 31, 2024	1,99,791	256	256	3.00

**For the year ended March 31, 2023**

Particulars	Shares arising out of options	Range of exercise prices in Rs	Weighted average exercise price in Rs	Weighted average remaining contractual life
Outstanding as at April 1, 2022	23,40,928	18 to 256	18 to 256	4.00
Add: Options granted during the year	3,21,116	273	273	4.00
Less: Options forfeited during the year	1,23,158	256	256	-
Options outstanding as at March 31, 2023	25,38,886	18 to 273	18 to 273	4.00
Exercisable options as at March 31, 2023	13,17,698	18 to 256	18 to 256	3.00

**Valuation of stock option**

Options have been valued based on fair value method as described under Ind AS 102 Share based payments, using Black Scholes valuation options pricing model, by using the fair value of the company's shares on the grant date.

Particulars	Grant I	Grant II	Grant III	Grant IV	Grant V	Grant VI
Grant date	01-Oct-13	01-Sep-15	05-Sep-19	01-Jul-21	01-Jul-22	01-Jul-23
Share price in Rs	3,16,032.00	4,07,275.00	3,39,213.00	257.35	273.61	280.41
Exercise price in Rs	66,603.00	4,07,275.00	3,39,213.00	256.00	273.00	281.00
Expected volatility	27.50%	27.50%	26.37%	31.83% to 36.23%	27.79% to 34.19%	37.85% to 43.06%
Expected life	5.42	4.50	2.57	4.00	4.00	4.00
Dividend yield	0.00%	0.00%	0.00%	0.97%	0.91%	0.78%
Risk-free interest rate (based on government bonds)	8.82%	7.79%	7.80%	4.54% to 5.83%	6.41% to 7.14%	6.88% to 6.97%
Fair value in Rs	2,74,744.00	1,53,254.00	88,004.02	81.07	91.62	107.96

**Expenses summary of Employee share based payments**

During the year, Rs. 29.44 (March 31, 2023: Rs. 21.12 million) has been recognised as an expense for the year.

Further an amount of Rs. 9.00 million (March 31, 2023: Rs. 11.68 million) has been debited to cost of investments in a subsidiary relating to Employee Stock Options (ESOPs) provided to employees of such subsidiary.

(This space is intentionally left blank)



**28 (b) Employee stock option scheme of a subsidiary (Medi Assist Insurance TPA Private Limited):**

**Employee Stock Option Scheme 2012 ("ESOS 2012")**

The subsidiary has introduced Employee Stock Option Scheme 2012 ("ESOS 2012") with effect from April 30, 2012 to enable the employees of the subsidiary company and the employees of the Parent to participate in the future growth and success of the subsidiary company. ESOS 2012 is operated at the discretion of the subsidiary company's Board of directors.

The subsidiary company has granted 87,842 employee stock options on April 30, 2012, 17,333 employee stock options on April 30, 2013, 28,198 employee stock options on June 1, 2014, 6,374 employee stock options on June 1, 2015, 13,500 employee stock options on September 15, 2015, 29,000 employee stock options on July 15, 2016 and 45,394 employee stock options on July 1, 2017. These options which confer a right but not an obligation on the employee to apply for equity shares of the subsidiary company once the terms and conditions set forth in the ESOS 2012 and the option agreement have been met. Vesting of options would be subject to continued employment with the subsidiary company. Parent and meeting the requisite performance parameters.

The subsidiary company had the below share based payment arrangement under ESOS 2012

Particulars	Date of grants	Number of option granted	Exercise price
Grant I	30-Apr-12	45,400	140
Grant II	30-Apr-12	40,124	140
Grant III	30-Apr-12	2,318	140
Grant IV	30-Apr-13	17,333	235
Grant V	01-Jun-14	28,198	966
Grant VI	01-Jun-15	6,374	1,244
Grant VII	15-Sep-15	13,500	1,244
Grant VIII	15-Jul-16	29,000	1,368
Grant IX	01-Jul-17	18,110	1,505
Grant X	01-Jul-17	15,405	1,505
Grant XI	01-Jul-17	7,434	1,505
Grant XII	01-Jul-17	4,445	1,505

**Conditions**

Vesting condition	Continued employment with the Subsidiary company/ Parent and fulfilment of performance parameters
Exercise period	Exercise on listing / strategic sale
Method of settlement	Equity

**Vesting schedule**

	Grant I	Grant II	Grant III	Grant IV, V, VI, VII, VIII and IX
At the end of 1 year	15%	33%	100%	15%
At the end of 2 year	20%	33%	-	20%
At the end of 3 year	30%	34%	-	30%
At the end of 4 year	35%	-	-	35%

	Grant X	Grant XI	Grant XII
At the end of 1 year	35%	65%	100%
At the end of 2 year	30%	35%	-
At the end of 3 year	35%	-	-
At the end of 4 year	-	-	-

**Modification of Employee Stock Option Scheme (ESOS)**

In the month of August 2018, the subsidiary company modified the ESOP vesting period, for all the ESOP grants by accelerating the vesting period. The fair value of the ESOP on the date of modification of the equity instrument and that of the original equity instrument estimated on the date of modification is detailed below as pre and post modification value. In accordance with the modification by accelerating the vesting period the amount of grant date fair value of the options was recognized as an expenses in the statement of profit and loss immediately. The fair value of the modified options was determined using the same models and principles as described above.

**Modified Vesting schedule**

	Grant I	Grant II	Grant III	Grant IV, V, VI, VII, VIII and IX
Immediate	100%	100%	100%	100%

	Grant X	Grant XI	Grant XII
Immediate	100%	100%	100%

**Fair value of options Pre and Post modification:**

Particulars	Date of grants	Fair Value Pre	Fair Value Post
Grant I	30-Apr-12	2,160	2,139
Grant II	30-Apr-12	2,160	2,139
Grant III	30-Apr-12	2,160	2,139
Grant IV	30-Apr-13	2,085	2,049
Grant V	01-Jun-14	1,512	1,363
Grant VI	01-Jun-15	1,295	1,103
Grant VII	15-Sep-15	1,296	1,103
Grant VIII	15-Jul-16	1,224	986
Grant IX	01-Jul-17	1,174	858
Grant X	01-Jul-17	1,123	858
Grant XI	01-Jul-17	1,096	858
Grant XII	01-Jul-17	1,096	858

Fair market value as on the date of modification Rs. 2,270 per share.



**Medi Assist Healthcare Services Limited**  
**Notes to the standalone financial statements**

*All amounts are in Indian Rupees in millions, unless otherwise stated*

**28 (b) Employee stock option scheme of a subsidiary (continued)**

For the year ended March 31, 2023

Particulars	Shares arising out of options	Range of exercise prices (in Rs.)	Weighted average exercise price (in Rs.)	Weighted average remaining contractual life
Outstanding as at April 1, 2022	86,257	140 - 1,505	709	1.00
Add: Options granted during the year	-	-	-	-
Less: Options settled during the year (refer note 28(c))	86,257	140 - 1,505	709	1.00
<b>Options outstanding as at March 31, 2023</b>	-	-	-	-
<b>Exercisable as at March 31, 2023</b>	-	-	-	-

**Expenses summary of shared-based payment**  
For details on Employee benefits Refer Note 21.

**28(c) Settlement of employee stock options - ESOS 2012\***

During the financial year 2022-23, the subsidiary company's Board has passed a resolution to terminate the ESOS 2012 scheme and settle the option-holders with cash equivalent to the fair value of equity shares of the subsidiary company as at the date of termination. The subsidiary company has obtained required approvals from the existing option-holders. Based on the fair value carried by an independent valuer, the fair value has been determined at Rs. 2,330 as on the date of settlement. The subsidiary company has created a liability towards the amounts payable to these option-holders, which is the difference between fair value as on the date of cancellation and exercise price.

Assumptions used to arrive at the fair value of Rs. 2,330 per share

Particulars	Remarks
Discount rate	18.13% <sup>a</sup>
Risk-free interest rate (based on government bonds)	7.40% <sup>a</sup>

*(This space is intentionally left blank)*





29 Financial instruments – Fair values and risk management

A. Accounting classification and fair values

Particulars	As at March 31, 2024				As at March 31, 2023			
	Carrying amount				Carrying amount			
	FVTPL*	FVOCI**	Amortised cost	Total	FVTPL *	FVOCI **	Amortised cost	Total
<b>Financial assets</b>								
<b>Non-current</b>								
Investments	-	28.39	-	28.39	-	12.66	-	12.66
Derivative assets	37.65	-	-	37.65	12.17	-	-	12.17
Other financial assets	-	-	42.20	42.20	-	-	32.84	32.84
<b>Current</b>								
Investments	494.47	-	-	494.47	146.50	-	-	146.50
Trade receivables	-	-	154.69	154.69	-	-	128.10	128.10
Cash and cash equivalents	-	-	103.57	103.57	-	-	197.24	197.24
Bank balances other than cash and cash equivalents above	-	-	138.83	138.83	-	-	47.67	47.67
Other financial assets	-	-	398.15	398.15	-	-	199.34	199.34
<b>Total</b>	<b>532.12</b>	<b>28.39</b>	<b>837.44</b>	<b>1,397.95</b>	<b>158.67</b>	<b>12.66</b>	<b>605.19</b>	<b>776.52</b>
<b>Financial liabilities</b>								
<b>Non-current</b>								
Lease liabilities	-	-	-	-	-	-	9.39	9.39
<b>Current</b>								
Lease liabilities	-	-	9.39	9.39	-	-	19.00	19.00
Trade payables	-	-	99.10	99.10	-	-	91.61	91.61
Other financial liabilities	-	-	188.91	188.91	-	-	145.24	145.24
<b>Total</b>	<b>-</b>	<b>-</b>	<b>297.40</b>	<b>297.40</b>	<b>-</b>	<b>-</b>	<b>265.24</b>	<b>265.24</b>

\* FVTPL - fair value through profit and loss

\*\* FVOCI - fair value through other comprehensive income

B. Fair value hierarchy

Particulars	As at 31 March 2024				As at 31 March 2023			
	Fair value#				Fair value#			
	Level 1	Level 2	Level 3	Total	Level 1	Level 2	Level 3	Total
<b>Financial assets</b>								
<b>Non-current</b>								
Investments	28.39	-	-	28.39	12.16	-	0.50	12.66
Derivative assets	-	-	37.65	37.65	-	-	12.17	12.17
	<b>28.39</b>	<b>-</b>	<b>37.65</b>	<b>66.04</b>	<b>12.16</b>	<b>-</b>	<b>12.67</b>	<b>24.83</b>
<b>Current</b>								
Investments	494.47	-	-	494.47	146.50	-	-	146.50
	<b>494.47</b>	<b>-</b>	<b>-</b>	<b>494.47</b>	<b>146.50</b>	<b>-</b>	<b>-</b>	<b>146.50</b>

There has been no transfer between levels during the current year or the previous year.

# The management assessed that other current financial assets (loans to employees, security deposits, etc.), cash and cash equivalents, bank balances, trade receivables, trade payables, lease liabilities and other financial liabilities approximate their carrying amounts largely due to the short-term maturities of these instruments.

- The fair values of the mutual funds are based on NAV at the reporting date
- The fair value of equity shares invested in "The New India Assurance Company Limited" is as per the closing market price at the reporting date
- The Company had investment in equity shares of Healthvista India Private Limited which were measured at fair value through other comprehensive income. During the financial year 2022-23, management carried out the assessment on the performance of Healthvista India Private Limited and have accordingly made 100% fair value changes of the said amount.
- The fair value of derivative asset (options) was measured using monte-carlo simulation to capture the present value of the expected future value of the derivative.
- All other financial assets except mutual funds and financial liabilities are recognised at amortised cost. Hence, there are no financial assets / liabilities classified under Level 2 and Level 3.

(This space is intentionally left blank)



**B. Measurement of fair values**

**Reconciliation of fair value measurement of non-current investments being classified as FVOCI (Level 3):**

Particulars	Investment in financial assets
Opening balance as on April 1, 2022	55.43
Fair value movement recognised in other comprehensive income	(54.93)
Closing balance as on March 31, 2023	0.50
Opening balance as on April 1, 2023	0.50
Fair value movement recognised in other comprehensive income	(0.50)
Closing balance as on March 31, 2024	-

**Reconciliation of fair value measurement of derivatives being classified as FVTPL (Level 3):**

Particulars	Derivative contracts
Opening balance as on 1 April 2022	-
Addition during the year	15.22
Fair value changes during the year (refer note 24)	(3.05)
Closing balance as on 31 March 2023	12.17
Opening balance as on 1 April 2023	12.17
Addition during the year	-
Fair value changes during the year (refer note 20)	25.47
Closing balance as on 31 March 2024 (refer note 7 (b))	37.64

**Description of valuation technique and significant unobservable inputs to valuation:**

Name of financial asset	Valuation technique	Significant unobservable inputs
Investment in unquoted equity shares	Discounted cash flow method was used to capture the present value of the expected future economic benefits that will flow to the Company arising from the investments in financial assets.	Long term growth rate Discount rate Revenue multiple

**Description of valuation technique and significant unobservable inputs to valuation of derivative (options):**

Name of financial asset	Valuation technique	Significant unobservable inputs
Derivative (options)	Monte-carlo simulation method was used to capture the present value of the expected future value of derivative.	Discount factor for credit risk - 1.50% Discount factor for time value - 3.20% Estimated revenue

A one percentage change in the unobservable inputs used in the fair valuation of level 3 assets does not have a significant impact in the fair value of the financial instrument.

**C. Financial risk management**

**Risk management framework**

The Company's management has overall responsibility for the establishment and oversight of the risk management framework.

The Company's management monitors compliance with the risk management policies and procedures, and reviews the adequacy of the risk management framework in relation to the risks faced by the Company. The management is assisted in its oversight role by internal audit. Internal audit undertakes both regular and ad-hoc reviews of risk management controls and procedures, the results of which are reported to the management.

The Company's principal financial liabilities comprise of leases, trade and other payables. The main purpose of these financial liabilities is to finance the Company's operations. The Company's principal financial assets include investments, trade and other receivables, cash and cash equivalents, other bank balances and security deposits that are out of regular business operations.

The Company has exposure to the following risks arising from financial instruments:

- Market risk;
- Credit risk, and
- Liquidity risk

**(i) Market risk**

Market risk is the risk that changes in market prices - such as interest rates, equity prices - will affect the Company's income or the value of its holdings of financial instruments. The objective of market risk management is to manage and control market risk exposures within acceptable parameters, while optimising the return. Material investments within the portfolio are managed on an individual basis and all buy and sell decisions are approved by the appropriate authority.

**Foreign currency risk**

The Company primarily renders services and avails goods and services in domestic currencies and hence exposure to currency risk is minimal.

The exposure to foreign currency risk at the end of the reporting year expressed in Rs., are as follows:

Particulars	As at March 31, 2024		As at March 31, 2023	
	Currency	In millions	Currency	In millions
Financial assets				
Derivative assets	GBP	37.65	GBP	12.17

**Equity price risk**

The Company's investment in listed and unlisted equity securities are susceptible to market price risk arising from uncertainties about the future value of investment in these securities. The Company manages these price risks through strategic investments and placing limits on individual investments. The investments reports are submitted to the senior management and the Board reviews and approves these investment decisions.

**Exposure in mutual funds**

The Company manages the surplus funds majorly through investments in mutual fund schemes. The price of investment in these mutual fund schemes is reflected through Net Asset Value (NAV) declared by the Asset Management Company on daily basis as reflected by the movement in the NAV of invested schemes. The Company is exposed to price risk on such investments. The investments reports are submitted to the senior management and the Board reviews and approves these investment decisions.

**Interest rate risk**

The Company has no borrowings and there is no significant exposure to interest rate risk.

(This space is intentionally left blank)



**Medi Assist Healthcare Services Limited**  
**Notes to the standalone financial statements**

(All amounts are in Indian Rupees in millions, unless otherwise stated)

**C. Financial risk management (continued)**

**(ii) Credit risk**

Credit risk is the risk of financial loss to the Company if a customer or counterparty to a financial instrument fails to meet its contractual obligations, and arises principally from the Company's receivables from customers. The carrying amount of following financial assets represents the maximum credit exposure:

- Trade receivables
- Unbilled receivables
- Cash and bank balances
- Other receivables
- Other financial assets

**Trade receivables and unbilled receivables**

The Company's exposure to credit risk is influenced mainly by the individual characteristics of each customer. Credit risk is managed through credit approvals and continuously monitoring the creditworthiness of customers to which the Company grants credit terms in the normal course of business.

The Company individually monitors the sanctioned credit limits as against the outstanding balances. Accordingly, the Company makes specific provisions against such trade receivables wherever required and monitors the same at periodic intervals.

The Company establishes an allowance for impairment that represents its estimate of expected losses in respect of trade receivables and unbilled receivables.

The maximum exposure to credit risk for trade receivables and unbilled receivables was as follows:

Particulars	As at	
	March 31, 2024	March 31, 2023
Trade receivables	88.29	136.71
Unbilled receivables	69.21	3.00
	<b>157.50</b>	<b>139.71</b>

Refer note 11 (b) for movement in the allowance for expected credit losses in respect of trade receivables and unbilled receivables during the year.

**Management assessment of recoverability of trade receivables and unbilled receivables**

Trade receivables and unbilled receivables forms a significant part of the financial assets carried at amortised cost. The Company has performed detailed customer wise specific assessment of recoverability of the trade receivables and unbilled receivables and has accordingly recognised the impairment loss. Further, the Company is closely monitoring the developments across various business lines. Basis the aforesaid detailed assessment made by Management, provision made towards trade receivables and unbilled receivables is considered adequate.

**Cash and cash equivalents and other bank balances**

The cash and cash equivalents and other bank balances are held with banks and financial institutions counterparties with good credit rating.

**Other receivables**

These represents mainly security deposits given towards office premises taken on lease under contractual arrangement and earnest money deposits for participation in tender.

**Other financial assets**

The Company has performed detailed party wise specific assessment of recoverability of the other financial assets and has accordingly recognised the impairment loss. Further, the Company is closely monitoring the developments across various business lines. Basis the aforesaid detailed assessment made by management, provision made towards other financial assets is considered adequate.

**(iii) Liquidity risk**

Liquidity risk is the risk that the Company will encounter difficulty in meeting the obligations associated with its financial liabilities that are settled by delivering cash or another financial asset. The Company's approach to managing liquidity is to ensure, as far as possible, that it will have sufficient liquidity to meet its liabilities when they are due, under both normal and stressed conditions, without incurring unacceptable losses or risking damage to the Company's reputation.

**Exposure to liquidity risk**

The following are the remaining contractual maturities of financial liabilities at the reporting date. The amounts are gross and undiscounted, and include estimated interest payments and exclude the impact of netting agreements:

**As at March 31, 2024**

Particulars	Carrying amount	Contractual cash flows				Total
		0-12 months	1-2 years	2-5 years	More than 5 years	
<b>Current, non-derivative financial liabilities</b>						
Trade payables	99.10	99.10	-	-	-	99.10
Other financial liabilities	188.91	188.91	-	-	-	188.91
<b>Total</b>	<b>288.01</b>	<b>288.01</b>	<b>-</b>	<b>-</b>	<b>-</b>	<b>288.01</b>

**As at March 31, 2023**

Particulars	Carrying amount	Contractual cash flows				Total
		0-12 months	1-2 years	2-5 years	More than 5 years	
<b>Current, non-derivative financial liabilities</b>						
Trade payables	91.61	91.61	-	-	-	91.61
Other financial liabilities	145.24	145.24	-	-	-	145.24
<b>Total</b>	<b>236.85</b>	<b>236.85</b>	<b>-</b>	<b>-</b>	<b>-</b>	<b>236.85</b>

Refer note 5 (b) regarding the contractual maturities of lease liabilities.



**Medi Assist Healthcare Services Limited**

**Notes to the standalone financial statements**

*(All amounts are in Indian Rupees in millions, unless otherwise stated)*

**30 Capital management**

For the purpose of the Company's capital management, capital includes issued equity capital and all other equity reserves attributable to the equity holders of the Company. The primary objective of the Company's capital management is to safeguard the Company's ability to remain as a going concern and maximise the shareholder value. The Company manages its capital structure and makes adjustments in light of changes in economic conditions, annual operating plans and long-term and other strategic investment plans. In order to maintain or adjust the capital structure, the Company may adjust the amount of dividends paid to shareholders, return capital to shareholders or issue new shares. The current capital structure of the Company is equity based with financing through borrowings and leasing. The Company is not subject to externally imposed capital requirements.

No changes were made in the objectives, policies or processes for managing capital during the year ended March 31, 2024 and March 31, 2023.

The Company's adjusted net debt to equity ratio were as follows.

Particulars	As at	As at
	March 31, 2024	March 31, 2023
Total borrowings (including lease liabilities)	9.39	28.39
Less : Cash and cash equivalents	(103.57)	(197.24)
Adjusted net debt (restricted to Nil)	-	-
Total equity	2,156.42	1,678.04
Adjusted net debt to adjusted equity ratio	-	-

*(This space is intentionally left blank)*



Medi Assist Healthcare Services Limited  
Notes to the standalone financial statements

(All amounts are in Indian Rupees in millions, unless otherwise stated)

31 Income tax expense

(a) Amounts recognised in the statement of profit and loss

Particulars	For the year ended	
	March 31, 2024	March 31, 2023
Current tax charge	65.50	17.15
Adjustment for current tax relating to earlier years	(17.58)	-
Deferred tax relating to origination and reversal of temporary differences	6.71	6.53
<b>Income tax expense reported in the profit or loss</b>	<b>54.63</b>	<b>23.68</b>

(b) Amounts recognised in other comprehensive income (OCI)

Particulars	For the year ended March 31, 2024			For the year ended March 31, 2023		
	Before tax	Deferred tax	After tax	Before tax	Deferred tax	After tax
Items that will not be reclassified subsequently to the statement of profit and loss						
Remeasurement of defined benefit plans	(1.15)	0.29	(0.86)	(0.79)	0.20	(0.59)
Fair value changes in equity instruments through OCI	15.72	(1.84)	13.88	(56.72)	(4.47)	(61.19)
	<b>14.57</b>	<b>(1.55)</b>	<b>13.02</b>	<b>(57.51)</b>	<b>(4.27)</b>	<b>(61.78)</b>

Reconciliation of income tax expense

Particulars	For the year ended	
	March 31, 2024	March 31, 2023
Accounting profit before exceptional item and tax for the year	459.11	189.61
Exceptional item	210.00	-
Accounting profit before tax for the year	249.11	189.61
Indian statutory income tax rate	25.17%	25.17%
Tax using Indian statutory income tax rate	62.69	47.72
<b>Tax effect of:</b>		
Expenses not allowed for tax purpose	1.40	1.12
Tax expense of previous years	(17.58)	-
Tax effect on dividend	(44.18)	(32.75)
Demerger expenses	(0.26)	(0.26)
Employee Incentive Plan (Exceptional Item)	52.85	-
Employee stock option compensation expense	-	5.32
Others	(0.31)	2.53
<b>Income tax expense reported in the statement of profit or loss</b>	<b>54.63</b>	<b>23.68</b>

(This space is intentionally left blank)



Medi Assist Healthcare Services Limited  
Notes to the standalone financial statements

(All amounts are in Indian Rupees in millions, unless otherwise stated)

32 Movement in deferred taxes

i. Movement in deferred tax balances for the year ended March 31, 2024

Particulars	Deferred tax (liabilities)/ assets as at April 1, 2023	Recognised in profit and loss	Recognised in OCI	Deferred tax (liabilities)/ assets as at March 31, 2024	Deferred tax assets	Deferred tax liabilities
Property plant and equipment and other intangible assets	10.64	2.10	-	12.74	12.74	-
Provision for employee benefits	3.27	0.92	0.29	4.48	4.48	-
Allowance for expected credit losses on trade receivables and other receivables	6.14	(0.66)	-	5.48	5.48	-
Security deposits	-	-	-	-	-	-
Other financial assets	6.85	0.42	(1.84)	5.43	5.43	-
Accrued expenses	5.25	(0.76)	-	4.49	4.49	-
Right of use assets	(3.92)	2.46	-	(1.46)	-	(1.46)
Lease liabilities	7.15	(4.78)	-	2.37	2.37	-
Derivative assets	(3.06)	(6.41)	-	(9.47)	-	(9.47)
<b>Total</b>	<b>32.32</b>	<b>(6.71)</b>	<b>(1.55)</b>	<b>24.06</b>	<b>34.99</b>	<b>(10.93)</b>

ii. Movement in deferred tax balances for the year ended March 31, 2023

Particulars	Deferred tax (liabilities)/ assets as at April 1, 2022	Recognised in profit and loss	Recognised in OCI	Deferred tax (liabilities)/ assets as at March 31, 2023	Deferred tax assets	Deferred tax liabilities
Property plant and equipment and other intangible assets	23.62	(12.98)	-	10.64	10.64	-
Provision for employee benefits	3.47	(0.40)	0.20	3.27	3.27	-
Allowance for expected credit losses on trade receivables and other receivables	3.54	2.60	-	6.14	6.14	-
Security deposits	0.14	(0.14)	-	-	-	-
Other financial assets	3.59	7.73	(4.47)	6.85	6.85	-
Accrued expenses	3.81	1.44	-	5.25	5.25	-
Right of use assets	(6.59)	2.67	-	(3.92)	-	(3.92)
Lease liabilities	11.54	(4.39)	-	7.15	7.15	-
Derivative assets	-	(3.06)	-	(3.06)	-	(3.06)
<b>Total</b>	<b>43.12</b>	<b>(6.53)</b>	<b>(4.27)</b>	<b>32.32</b>	<b>39.30</b>	<b>(6.98)</b>

- (a) The Company offsets deferred tax assets and liabilities if and only if it has a legally enforceable right to set off current tax assets and current tax liabilities and the deferred tax assets and deferred tax liabilities and relate to income taxes levied by the same tax authority.
- (b) Significant management judgement is required in determining, deferred tax assets and liabilities and recoverability of deferred tax assets. The recoverability of deferred tax assets is based on estimates of taxable income and the period over which deferred tax assets will be recovered.

(This space is intentionally left blank)



**Medi Assist Healthcare Services Limited**  
**Notes to the standalone financial statements**

(All amounts are in Indian Rupees in millions, unless otherwise stated)

**33 Trade receivables ageing:**

**As at March 31, 2024**

Particulars	Unbilled	Not due	Outstanding for following periods from due date of payment					Total
			Less than 6 Months	6 Months - 1 Year	1-2 Years	2-3 Years	More than 3 Years	
Undisputed trade receivable - considered good	69.21	59.79	18.51	5.84	1.34	-	-	154.69
Undisputed trade receivable - credit impaired	-	-	-	0.99	0.60	1.08	0.14	2.81
Disputed trade receivable - considered good	-	-	-	-	-	-	-	-
Disputed trade receivable - which have significant increase in credit risk	-	-	-	-	-	-	-	-
Disputed trade receivable - credit impaired	-	-	-	-	-	-	-	-
<b>Total</b>	<b>69.21</b>	<b>59.79</b>	<b>18.51</b>	<b>6.83</b>	<b>1.94</b>	<b>1.08</b>	<b>0.14</b>	<b>157.51</b>
Loss allowance	-	-	-	(0.99)	(0.60)	(1.08)	(0.14)	(2.81)
<b>Total</b>	<b>69.21</b>	<b>59.79</b>	<b>18.51</b>	<b>5.84</b>	<b>1.34</b>	<b>-</b>	<b>-</b>	<b>154.69</b>

**As at March 31, 2023**

Particulars	Unbilled	Not due	Outstanding for following periods from due date of payment					Total
			Less than 6 Months	6 Months - 1 Year	1-2 Years	2-3 Years	More than 3 Years	
Undisputed trade receivable - considered good	3.00	75.53	49.57	-	-	-	-	128.10
Undisputed trade receivable - credit impaired	-	-	-	11.61	-	-	-	11.61
Disputed trade receivable - considered good	-	-	-	-	-	-	-	-
Disputed trade receivable - which have significant increase in credit risk	-	-	-	-	-	-	-	-
Disputed trade receivable - credit impaired	-	-	-	-	-	-	-	-
<b>Total</b>	<b>3.00</b>	<b>75.53</b>	<b>49.57</b>	<b>11.61</b>	<b>-</b>	<b>-</b>	<b>-</b>	<b>139.71</b>
Loss allowance	-	-	-	(11.61)	-	-	-	(11.61)
<b>Total</b>	<b>3.00</b>	<b>75.53</b>	<b>49.57</b>	<b>-</b>	<b>-</b>	<b>-</b>	<b>-</b>	<b>128.10</b>

(This space is intentionally left blank)



**Medi Assist Healthcare Services Limited**  
**Notes to the standalone financial statements**

*(All amounts are in Indian Rupees in millions, unless otherwise stated)*

**34 Trade payables ageing:**

**As at March 31, 2024**

Particulars	Unbilled	Not due	Outstanding for following period from due date of payment				Total
			Less than 1 year	1-2 years	2-3 years	More than 3 years	
Total outstanding dues of micro and small enterprises	4.15	4.98	0.12	-	-	-	9.25
Total outstanding dues of creditors other than micro and small enterprises	73.94	6.32	8.38	0.99	0.22	-	89.85
Disputed dues of micro and small enterprises	-	-	-	-	-	-	-
Disputed dues of creditors other than micro and small enterprises	-	-	-	-	-	-	-
<b>Total</b>	<b>78.10</b>	<b>11.30</b>	<b>8.49</b>	<b>0.99</b>	<b>0.22</b>	<b>-</b>	<b>99.10</b>

**As at March 31, 2023**

Particulars	Unbilled	Not due	Outstanding for following period from due date of payment				Total
			Less than 1 year	1-2 years	2-3 years	More than 3 years	
Total outstanding dues of micro and small enterprises	0.04	-	0.56	-	-	-	0.60
Total outstanding dues of creditors other than micro and small enterprises	80.81	-	9.98	-	0.11	0.11	91.01
Disputed dues of micro and small enterprises	-	-	-	-	-	-	-
Disputed dues of creditors other than micro and small enterprises	-	-	-	-	-	-	-
<b>Total</b>	<b>80.85</b>	<b>-</b>	<b>10.54</b>	<b>-</b>	<b>0.11</b>	<b>0.11</b>	<b>91.61</b>

*(This space is intentionally left blank)*





Medi Assist Healthcare Services Limited

Notes to the standalone financial statements

(All amounts are in Indian Rupees in millions, unless otherwise stated)

35 Ratios

Sr. No.	Ratio	Numerator / denominator	March 31, 2024		March 31, 2023		% Change from March 31, 2023 to March 31, 2024	Reason for change by more than 25%
1	Current ratio	Current assets	1,321.76	3.80	807.57	2.88	32%	Majorly on account of increase in financial assets.
		Current liabilities	348.07		280.80			
2	Debt- Equity Ratio	Total Debt	9.39	0.00	28.39	0.02	-74%	The decrease is mainly on account of decrease in liabilities as compared to previous year.
		Shareholder's equity	2,156.42		1,678.04			
3	Debt Service coverage Ratio	Earnings available for debt service Debt Service	- -	-	-	-	-	-
4	Return on Equity ("ROE")	Net profits after taxes - Preference dividend	194.48	0.10	165.93	0.10	2%	
		Average shareholder's equity	1,917.23		1,674.64			
5	Inventory Turnover Ratio	Cost of Goods sold Average Inventory	- -	-	-	-	-	-
6	Trade receivables turnover ratio	Net Credit Sales	1,084.23	7.67	637.88	2.63	192%	Due to higher collections.
		Average Accounts Receivable	141.40		242.85			
7	Trade payables turnover ratio	Net Credit Purchases	502.99	5.27	408.66	5.97	-12%	
		Average Accounts Payable	95.36		68.47			
8	Net capital turnover ratio	Net Sales	1,084.23	1.11	637.88	1.21	-8%	
		Working Capital	973.69		526.77			
9	Net profit ratio	Net Profit after tax	194.48	0.18	165.93	0.26	-31%	Due to increase in profit
		Net Sales	1,084.23		637.88			
10	Return on capital employed (ROCE)	Earnings before interest and taxes	274.16	0.13	192.93	0.11	11%	
		Capital Employed	2,156.42		1,678.04			
11	Return on investment	Income generated from invested funds	15.96	0.04	13.15	0.04	-13%	Due to lower return generated from invested funds.
		Average invested funds in treasury investments	416.98		299.83			

(This space is intentionally left blank)



Medi Assist Healthcare Services Limited  
Notes to the standalone financial statements

(All amounts are in Indian Rupees in millions, unless otherwise stated)

36 Expenditure incurred in foreign currencies

Particulars	For the year ended March 31, 2024	For the year ended March 31, 2023
Fees for technical services	2.45	8.77

37 Corporate Social Responsibility ("CSR")

Particulars	For the year ended March 31, 2024	For the year ended March 31, 2023
(a) Amount required to be spent by the Company during the year	2.30	4.30
(b) Amount approved by the Board to be spent during the year	2.30	4.30
(c) Amount of expenditure incurred	2.30	4.30
(d) Shortfall at the end of the year	-	-
(e) Total of previous years shortfall	-	-
(f) Reason for shortfall	-	-
(g) Nature of CSR activities	The area for CSR activities is livelihood enhancement and employment enhancing vocational skills by way of providing training in a wide array of functional areas to persons at various locations of the Company across India.	The area for CSR activities is livelihood enhancement and employment enhancing vocational skills by way of providing training in a wide array of functional areas to persons at various locations of the Company across India.

Movement of CSR expense during 2023-24

Opening Balance	Amount required to be spent during the year	Amount spent during the year	Closing
-	2.30	(2.30)	-

Movement of CSR expense during 2022-23

Opening Balance	Amount required to be spent during the year	Amount spent during the year	Closing
-	4.30	(4.30)	-

38 Segment reporting

(a) The Company is primarily engaged in the business of Health Benefits Administration and related services. The CODM reviews these activities under the context of Ind AS 108 Operating Segments as one single operating segment to evaluate the overall performance of the Company.

(b) Information about major customers (external customers):

(i) For the year ended March 31, 2024, revenue from contract with customers of one customer of the Company represented approximately 93% of the Company's revenue from contracts with customers.

(ii) For the year ended March 31, 2023, revenue from contract with customers of one customer of the Company represented approximately 87% of the Company's revenue from contracts with customers.

39 Related party disclosures

In compliance with Ind AS 24 - "Related Party Disclosures", as notified under Rule 3 of the Companies (Indian Accounting Standards) Rules, 2015 and Companies (Indian Accounting Standards) Amendment Rules, 2016 the required disclosures are given below:

(A) Names of the related parties and description of relationship

(i) Subsidiaries

Medi Assist Insurance TPA Private Limited ("MATPA")  
International Healthcare Management Services Private Limited (w.e.f November 18, 2022)  
Mayfair Consultancy Services India Private Limited (w.e.f November 18, 2022)  
Mayfair We Care Limited ("MWCL") (w.e.f November 25, 2022)

(ii) Step down subsidiaries

Raksha Health Insurance TPA Private Limited (w.e.f August 31, 2023) - Subsidiary of MATPA ("Raksha")

Medvantage Insurance TPA Private Limited (upto February 13, 2023) - Subsidiary of MATPA ("Medvantage") and merged post that with MATPA

Mayfair Group Holding Subcontinent Limited (w.e.f November 25, 2022) - Subsidiary of MWCL

Mayfair We Care Philippines Inc (w.e.f November 25, 2022) - Subsidiary of MWCL

Mayfair We Care Pte. Ltd. (w.e.f November 25, 2022) - Subsidiary of MWCL

(iii) Key Management Personnel

Dr. Vikram Jit Singh Chhatwal - Chairman cum Whole Time Director  
Satish Gidugu - Whole Time Director and CEO  
Vishal Vijay Gupta - Nominee Director  
Himani Atul Kapadia - Independent Director  
Gaurav Sharma - Non-Executive Nominee Director  
Gopalan Srinivasan - Independent Director  
Anil Kumar Chanana - Independent Director  
Dr. Ritu Niraj Anand - Independent Director  
Ananda Mukerji - Independent Director  
Mathew George - Chief Financial Officer  
Megha Matoo - Chief Compliance Officer and Company Secretary (upto February 17, 2023)  
Simmi Singh Bisht - Chief Compliance Officer and Company Secretary (w.e.f February 17, 2023)

(This space is intentionally left blank)



**Medi Assist Healthcare Services Limited**  
**Notes to the standalone financial statements**

(All amounts are in Indian Rupees in millions, unless otherwise stated)

**39 Related party disclosures (continued)**

(iii) Entity having significant influence	Bessemer India Capital Holdings II Limited Medinatter Health Management Private limited Dr Vikram Jit Singh Chhatwal (upto January 23, 2024)
(iv) Entities under the common control	Phasorz Technologies Private Limited

**(B) Summary of transactions with the above related parties are as follows :**

Particulars	For the year ended March 31, 2024	For the year ended March 31, 2023
<b>Business support services from</b>		
Phasorz Technologies Private Limited	6.96	25.59
Mayfair Consultancy Services India Private Limited	4.21	-
International Healthcare Management Services Private Limited	8.37	-
<b>Income from health management services from</b>		
MayFair We care limited	4.54	0.28
<b>Software subscription income from</b>		
Medi Assist Insurance TPA Private Limited	1,000.80	557.15
<b>Reimbursement of charges from</b>		
Staff medical insurance		
Medi Assist Insurance TPA Private Limited	19.69	19.76
Mayfair We care limited	20.67	-
International Healthcare Management Services Private Limited	0.52	-
Mayfair Consultancy Services India Private Limited	0.44	-
Phasorz Technologies Private Limited		
Facilities and other expenses	7.10	13.29
Medi Assist Insurance TPA Private Limited		
Claims reimbursement	0.70	0.44
<b>Reimbursement of charges from Promoter</b>		
Employee Incentives	210.00	-
IPO Expenses (Refer to note 39.1)	482.89	-
<b>Reimbursement of expenses to</b>		
Medi Assist Insurance TPA Private Limited	146.37	25.14
Phasorz Technologies Private Limited		
Wellness Services	124.85	103.88
<b>Business promotion expense</b>		
Phasorz Technologies Private Limited	45.83	64.53
<b>Dividend income</b>		
Medi Assist Insurance TPA Private Limited	175.52	200.00
<b>Dividend paid</b>		
Dr. Vikram Jit Singh Chhatwal	4.80	4.80
Medinatter Health Management Private Limited	35.35	36.36
<b>Employee stock option reserve</b>		
Medi Assist Insurance TPA Private Limited	9.00	11.68
<b>Transfer of CWIP from</b>		
Medi Assist Insurance TPA Private Limited	19.68	41.44
<b>Reimbursement of expense to Director</b>		
Dr. Vikram Jit Singh Chhatwal	3.35	1.75
<b>Transfer of asset from</b>		
Medi Assist Insurance TPA Private Limited	-	17.50
<b>Reimbursement of expense to key management personnel</b>		
Simmi Bisht	0.01	-
<b>Compensation of key management personnel</b>		
(i) Short-term employee benefits (refer note a)	95.09	65.80
(ii) Director sitting fees	7.10	5.45
(iii) Employee stock option expense	9.56	12.01
(iv) Commission to independent directors	5.00	3.00

a) As the liability for gratuity and compensated absence is provided on an actuarial basis for the Company as a whole, the amount pertaining to key management personnel are not ascertainable and, therefore not included in the compensation.

b) In the opinion of the management, all transactions were made on normal commercial terms and conditions.

(This space is intentionally left blank)



**Medi Assist Healthcare Services Limited**  
**Notes to the standalone financial statements**

*(All amounts are in Indian Rupees in millions, unless otherwise stated)*

**39 Related party disclosures (continued)**

**(C) The Company has the following amount due from/ to related parties**

Particulars	As at	As at
	March 31, 2024	March 31, 2023
<b>Trade receivables</b>		
Phasorz Technologies Private Limited	7.52	47.57
Medi Assist Insurance TPA Private Limited	62.95	69.24
Mayfair We care Limited	4.59	0.34
<b>Unbilled receivables</b>		
Medi Assist Insurance TPA Private Limited	56.52	-
<b>Non-current investments in subsidiaries</b>		
Medi Assist Insurance TPA Private Limited		
- Equity shares	603.61	594.61
International Healthcare Management Services Private Limited		
- Equity shares	46.66	46.66
Mayfair Consultancy Services India Private Limited		
- Equity shares	38.90	38.90
Mayfair We Care Ltd		
- Equity shares	113.42	113.42
<b>Accrued expenses (net of advance)</b>		
Phasorz Technologies Private Limited	18.62	8.00
<b>Other receivables</b>		
Phasorz Technologies Private Limited	-	0.88
Medi Assist Insurance TPA Private Limited	0.36	4.98
<b>Dividend receivables</b>		
Medi Assist Insurance TPA Private Limited	175.52	-
<b>Other financial liabilities</b>		
<b>Employee benefits payables</b>		
Dr. Vikram Jit Singh Chatwal	-	8.75
Satish Gidugu	-	6.38
Mathew George	-	3.55
Simmi Singh Bisht	-	0.34
<b>Advance Received towards SFS</b>		
Mayfair We Care Limited	0.51	-
<b>Trade payables</b>		
Phasorz Technologies Private Limited	1.30	0.52
Medi Assist Insurance TPA Private Limited	-	16.89
<b>Payable towards capital expenditure</b>		
Medi Assist Insurance TPA Private Limited	21.77	26.29
<b>Other payables</b>		
Medi Assist Insurance TPA Private Limited	12.43	-
Phasorz Technologies Private Limited	70.61	25.98

In addition to the above amounts due from / to related parties the Company has a receivable of Rs. Nil ( March 31, 2023: Rs. 134.83 million) from certain selling shareholders relating to reimbursement of the IPO related expenses incurred by the Company on their behalf.

**39.1** During the year, the Company has completed an Initial Public Offer ("IPO") by way of offer for sale of 28,028,168 Equity Shares of face value of Rs 5/-each of the Company by certain selling shareholders for an issue price of Rs 418/-per equity share aggregating to Rs 11,715.77 million. The Equity shares of the Company were listed on National Stock Exchange of India Limited (NSE) and BSE Limited (BSE) on January 23, 2024.

During the year the Company has incurred expenses aggregating to Rs. 558.06 million (Up to FY 2022-23: Rs.134.83 million) towards various services availed in connection with aforesaid IPO under terms of agreements executed between the Company and respective service providers. Such expenses has been reimbursed by the selling shareholders during the year.

IPO expenses paid/payable under the terms of the Cost Reimbursement Agreement jointly executed by the Company and the selling shareholders shall be borne by the selling shareholders and are being will be paid out of the Public Offer Account directly and hence, not recognised in these financial statements.

*(This space is intentionally left blank)*



**Medi Assist Healthcare Services Limited**  
**Notes to the standalone financial statements**

(All amounts are in Indian Rupees in millions, unless otherwise stated)

**40 Micro, small and medium enterprises**

The Ministry of Micro, Small and Medium Enterprises has issued an office memorandum dated August 26, 2008 which recommends that the Micro Enterprises and Small Enterprises should mention in their correspondence with its customers the Entrepreneurs Memorandum Number as allocated after filing of the Memorandum in accordance with the 'Micro, Small and Medium Enterprises Development Act, 2006 ('the Act'). Accordingly, the disclosure in respect of the amounts payable to such enterprises as at March 31, 2024 and March 31, 2023 has been made in the standalone financial statements based on information received and available with the Company. Further in view of the management, the impact of interest, if any, that may be payable in accordance with the provisions of the Act is not expected to be material. The Company has the following dues to micro enterprises and small enterprises as at March 31, 2024 and March 31, 2023.

Particulars	As at March 31, 2024	As at March 31, 2023
The principal amount and the interest due thereon remaining unpaid to any supplier at the end of each accounting year:		
Principal amount due to micro and small enterprises	9.25	0.60
Interest due on above	0.03	-
<b>Total</b>	<b>9.28</b>	<b>0.60</b>
The amount of interest paid by the buyer in terms of section 16 of the Micro, Small and Medium Enterprises Development Act, 2006, along with the amount of the payment made to the supplier beyond the appointed day during each accounting year.	-	-
The amount of interest due and payable for the period of delay in making payment (which have been paid but beyond the appointed day during the year) but without adding the interest specified under the Micro, Small and Medium Enterprises Development Act, 2006.	-	-
The amount of interest accrued and remaining unpaid at the end of each accounting year.	0.03	-
The amount of further interest remaining due and payable even in the succeeding years, until such date when the interest dues above are actually paid to the small enterprise, for the purpose of disallowance of a deductible expenditure under section 23 of the Micro, Small and Medium Enterprises Development Act, 2006.	-	-

41 The Company has long-term contracts including derivative contracts for which there were no material foreseeable losses.

**42 Discontinued operations**

**Consumer health business division**

I During the financial year 2019-20, the Group approved demerger of its Consumer Facing Health and Wellness division ("CH Business") to a newly incorporated Group i.e. Mandala Wellness Private Limited ("MWPL" or "Resulting Group"). Further, the Group filed a demerger scheme with National Company Law Tribunal (NCLT), Bengaluru Bench, with appointed date 1 September, 2019, as per Sections 230 to 232 and Section 66 of the Companies Act, 2013.

Accordingly, the Group has accounted for demerger of Consumer Facing Health and Wellness division ("CH Business") with effect from its appointed date 1 September 2019.

Further, the Group during the period ended September 30, 2023 has discharged its Goods and Services Tax liability amounting to Rs.46.82 million out of which an amount of Rs. 23.41 million is paid by Mandala Wellness Private Limited pertaining to its discontinued business for the financial years 2020-21 and 2021-22.

Particulars	For the year ended March 31, 2024	For the year ended March 31, 2023
<b>Revenue</b>		
Revenue from contracts with customers	-	-
<b>Total income</b>	<b>-</b>	<b>-</b>
<b>Expenses</b>		
Other expenses	23.41	-
<b>Total expenses</b>	<b>23.41</b>	<b>-</b>
<b>Loss before tax from a discontinued operation</b>	<b>(23.41)</b>	<b>-</b>
<b>Tax expenses</b>		
Related to pre-tax loss	5.88	-
	<b>5.88</b>	<b>-</b>
<b>(Loss) after tax from a discontinued operation (attributable to the owners of the Company)</b>	<b>(17.52)</b>	<b>-</b>

**II Net cash flows attributable to the discontinued operations**

Particulars	For the year ended March 31, 2024	For the year ended March 31, 2023
Net cash (used) in from operating activities - (A)	(23.41)	-
Net cash generated/ (used) in investing activities - (B)	-	-
Net cash generated/ (used) in financing activities - (C)	-	-
<b>Net increase/ (decrease) in cash and cash equivalents (A+B+C)</b>	<b>(23.41)</b>	<b>-</b>



**42 Additional Regulatory Information required under Schedule III**

**(I) Details of benami property held**

No proceedings have been initiated on or are pending against the Company for holding benami property under the Benami Transactions (Prohibition) Act, 1988 (45 of 1988) and Rules made thereunder.

**(ii) Borrowing secured against current assets**

The Company has no borrowings from financial institutions on the basis of security of current assets.

**(iii) Wilful defaulter**

The Company has not been declared wilful defaulter by any bank or financial institution or government or any government authority.

**(iv) Relationship with struck off companies**

The Company has no transactions with the companies struck off under Companies Act, 2013 or Companies Act, 1956.

**(v) Compliance with number of layers of companies**

The Company has complied with the number of layers prescribed under clause (87) of section 2 of the Act read with the Companies (Restriction on number of Layers) Rules, 2017.

**(vi) Compliance with approved scheme(s) of arrangements**

The Company has not entered into any approved scheme of arrangement which has an accounting impact in current or previous financial year.

**(vii) Utilisation of borrowed funds and share premium**

I The Company has not advanced or loaned or invested funds to any other person(s) or entity(ies), including foreign entities (Intermediaries) with the understanding that the Intermediary shall:

- (a) directly or indirectly lend or invest in other persons or entities identified in any manner whatsoever by or on behalf of the Company (Ultimate Beneficiaries) or
- (b) provide any guarantee, security or the like to or on behalf of the ultimate beneficiaries

II The Company has not received any fund from any person(s) or entity(ies), including foreign entities (Funding Party) with the understanding (whether recorded in writing or otherwise) that the Company shall:

- (a) directly or indirectly lend or invest in other persons or entities identified in any manner whatsoever by or on behalf of the Funding Party (Ultimate Beneficiaries) or
- (b) provide any guarantee, security or the like on behalf of the ultimate beneficiaries

**(viii) Undisclosed income**

There is no income surrendered or disclosed as income during the current or previous year in the tax assessments under the Income Tax Act, 1961, that has not been recorded in the books of account.

**(ix) Details of crypto currency or virtual currency**

The Company has not traded or invested in crypto currency or virtual currency during the current or previous year.

**(x) Valuation of property, plant and equipment, intangible asset and investment property**

The Company has not revalued its property, plant and equipment (including right-of-use assets) or intangible assets or both during the current or previous year. The Company does not have investment property.

**(xi) Registration of charges or satisfaction with Registrar of Companies**

There are no charges or satisfaction which are yet to be registered with the Registrar of Companies beyond the statutory period.

*(This space is intentionally left blank)*



**Medi Assist Healthcare Services Limited**  
**Notes to the standalone financial statements**

(All amounts are in Indian Rupees in millions, unless otherwise stated)

**43 Exceptional item**

- (i) Pursuant to board resolution, an amount of Rs. Nil (Rs. 26.11 million) was credited to the standalone statement of profit and loss (as an exceptional item) relating to proposed Initial Public Offering (IPO) expenses incurred by the Company on behalf of certain selling shareholders and agreed to be reimbursed by them in proportion to their shares offered for sale at the time of the proposed IPO.
- (ii) In relation to the successful completion of Initial public offering ("IPO"), the participating shareholders of the Company introduced the "Employee Incentive Plan" to reward the efforts and contribution of certain eligible employees of the Company and the employees of one of its subsidiaries which is approved by the Nomination and Remuneration Committee of total incentive amount of Rs. 210.00 millions.

Subsequent to the IPO, the participating shareholders have paid an amount of Rs. 210.00 millions to the Company and the same have been disbursed by the Company to the eligible employees as per the incentive plan on 31 January 2024.

**44 Acquisition of self funded business of Alinea Healthcare Private Limited**

On 11 May 2023, the Company entered into a Business Transfer Agreement ("BTA") with Alinea Healthcare Private Limited ("AHPL") under which AHPL agreed to transfer the business undertaking relating to the claim a management for self funded corporate clients on a going concern on a slump sale basis. The transfer was executed for a consideration of Rs 5.63 million.

- 45** During the year, the subsidiary and step subsidiary of the Company viz. Medi Assist Insurance TPA Private Limited and Medvantage Insurance TPA Private Limited received final approval for the scheme of amalgamation between Medi Assist Insurance TPA Private Limited ("Transferee Company") and Medvantage Insurance TPA Private Limited ("Transferor Company") vide order dated February 01, 2024 from the Regional Director, Ministry of Corporate Affairs, Hyderabad. The appointed date of the said scheme of amalgamation is July 01, 2023.

**46 Events after the reporting date**

The Company evaluated all events or transactions that occurred after the balance sheet date through, the date at which the financial statements were available to be issued and determined that there are no other items to disclose except those already disclosed in the financial in earlier notes.

**47 The Code on Social Security 2020**

The Code on Social Security 2020 (the Code) relating to employee benefits, during the employment and post-employment, has received Presidential assent on September 28, 2020. The Code has been published in the Gazette of India. Further, the Ministry of Labour and Employment has released draft rules for the Code on November 13, 2020. However, the effective date from which the changes are applicable is yet to be notified and rules for quantifying the financial impact are also not yet issued. The Company will assess the impact of the Code and will give appropriate impact in the financial statements in the period in which, the Code becomes effective and the related rules to determine the financial impact are published.

- 48** Previous year figures have been regrouped/ reclassified to conform presentation as per Ind AS and as required by Schedule III of the Act.

The notes referred to above form an integral part of these standalone financial statements.

As per our report of even date attached.

**For M S K A & Associates**

Chartered Accountants

Firm Registration Number: 105047W

**For and on behalf of the Board of Directors of**

**Medi Assist Healthcare Services Limited**

CIN: L74900KA2000PLC027229

**Pankaj S Bhauwala**

Partner

Membership Number: 233552

**Dr. Vikramjit Singh Chhatwal**

Chairman and Director

DIN: 01606329

**Satish N Gidugu**

Whole Time Director and CEC

DIN: 06643677

**Mathew George**

Chief Financial Officer

**Simmi Bisht**

Chief Compliance Officer

ICSI Membership No: A2336C

Place: Bengaluru

Date: May 15, 2024

Place: Bengaluru

Date: May 15, 2024

Place: Bengaluru

Date: May 15, 2024